

# Retail Trade in Yankton County, SD



803 East 4th Street  
Yankton, South Dakota 57058

# Contents

What is Lightcast Data? .....	1
Report Parameters .....	2
Workforce Map .....	3
Executive Summary .....	4
Supply (Jobs) .....	5
Demographic Details .....	6
Demand .....	7
What skills are they posting for? .....	17

## What is Lightcast Data?

Lightcast data is a hybrid dataset derived from official government sources such as the US Census Bureau, Bureau of Economic Analysis, and Bureau of Labor Statistics. Leveraging the unique strengths of each source, our data modeling team creates an authoritative dataset that captures more than 99% of all workers in the United States. This core offering is then enriched with data from online social profiles, resumés, and job postings to give you a complete view of the workforce.

Lightcast data is frequently cited in major publications such as *The Atlantic*, *Forbes*, *Harvard Business Review*, *The New York Times*, *The Wall Street Journal*, and *USA Today*.



## Report Parameters

### 1 Industry

44 Retail Trade

---

### 1 County

46135 Yankton County, SD

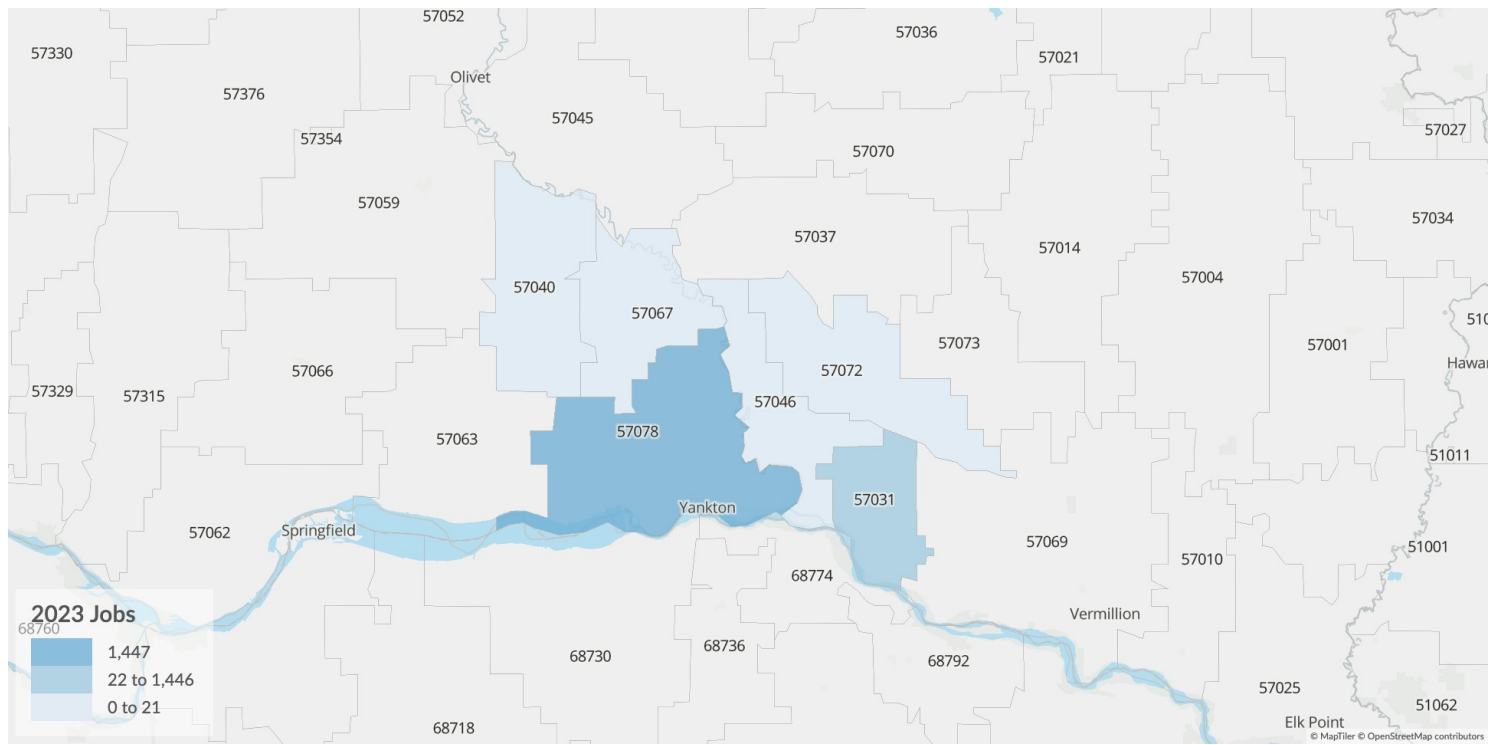
---

### Class of Worker

QCEW Employees and Non-QCEW Employees

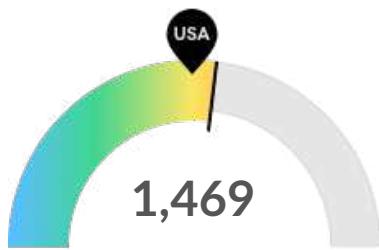
The information in this report pertains to the chosen industry and geographical area.

# Workforce Map



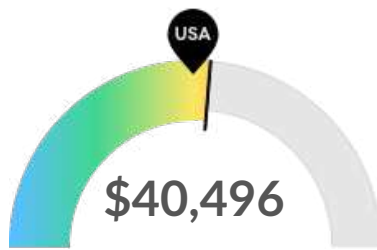
## Executive Summary

### Average Hiring Competition Over a Deep Supply of Regional Talent



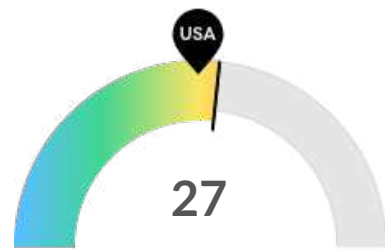
**Supply (Jobs)**

Yankton County, SD is a hotspot for this kind of talent. The national average for an area this size is 1,317\* employees, while there are 1,469 here.



**Earnings Per Job**

Earnings per job are below the national average. The national average salary for Retail Trade in an area this size is \$48,984, while in Yankton County, SD it is \$40,496. Earnings per jobs is the total industry earnings divided by the number of jobs in the industry.



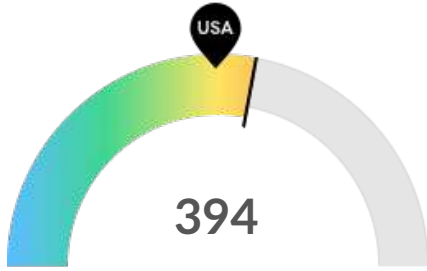
**Demand (Job Postings)**

Competition from online job postings is about average in Yankton County, SD. The national average for an area this size is 24\* job postings/mo, while there are 27 here.

\*National average values are derived by taking the national value for Retail Trade and scaling it down to account for the difference in overall workforce size between the nation and Yankton County, SD. In other words, the values represent the national average adjusted for region size.

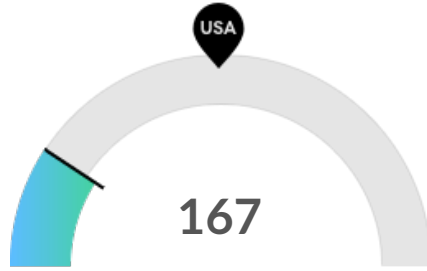
# Supply (Jobs)

## Retirement Risk Is High, While Overall Diversity Is Low



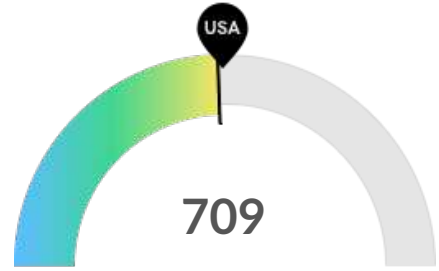
**Retiring Soon**

Retirement risk is high in Yankton County, SD. The national average for an area this size is 334\* employees 55 or older, while there are 394 here.



**Racial Diversity**

Racial diversity is low in Yankton County, SD. The national average for an area this size is 567\* racially diverse employees, while there are 167 here.



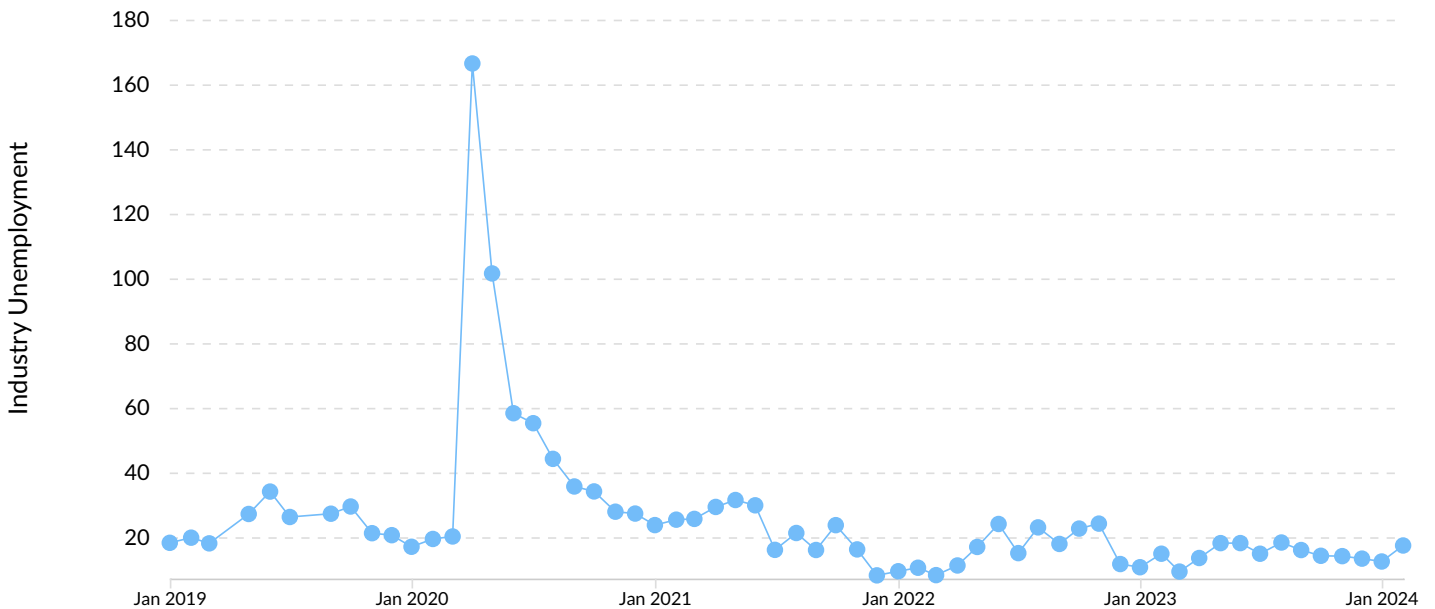
**Gender Diversity**

Gender diversity is about average in Yankton County, SD. The national average for an area this size is 731\* female employees, while there are 709 here.

\*National average values are derived by taking the national value for Retail Trade and scaling it down to account for the difference in overall workforce size between the nation and Yankton County, SD. In other words, the values represent the national average adjusted for region size.


## Unemployment Rate Trends

Unemployment shown at the 2-digit sector level.

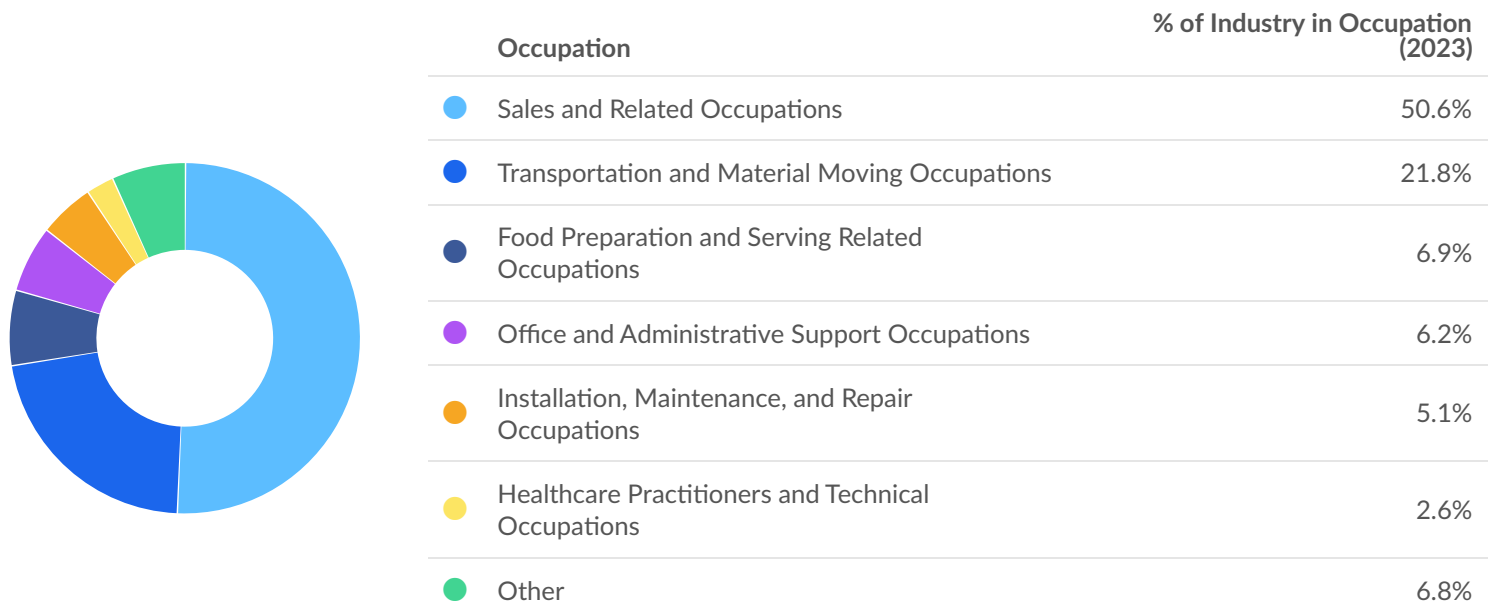


# Demographic Details

## Industry Age Breakdown



## Most Jobs are Found in the Sales and Related Occupations Industry Sector





## Demand



### 29 Employers Competing

All employers in the region who posted for this job over the last 12 months.



### 319 Unique Job Postings

The number of unique postings for this job over the last 12 months.



### 28 Day Median Duration

Posting duration is 2 days longer than what's typical in the region.

Top Companies	Unique Postings
Hy-Vee	129
Growmark	38
Walmart	29
Menards	19
Walgreens Boots Alliance	17

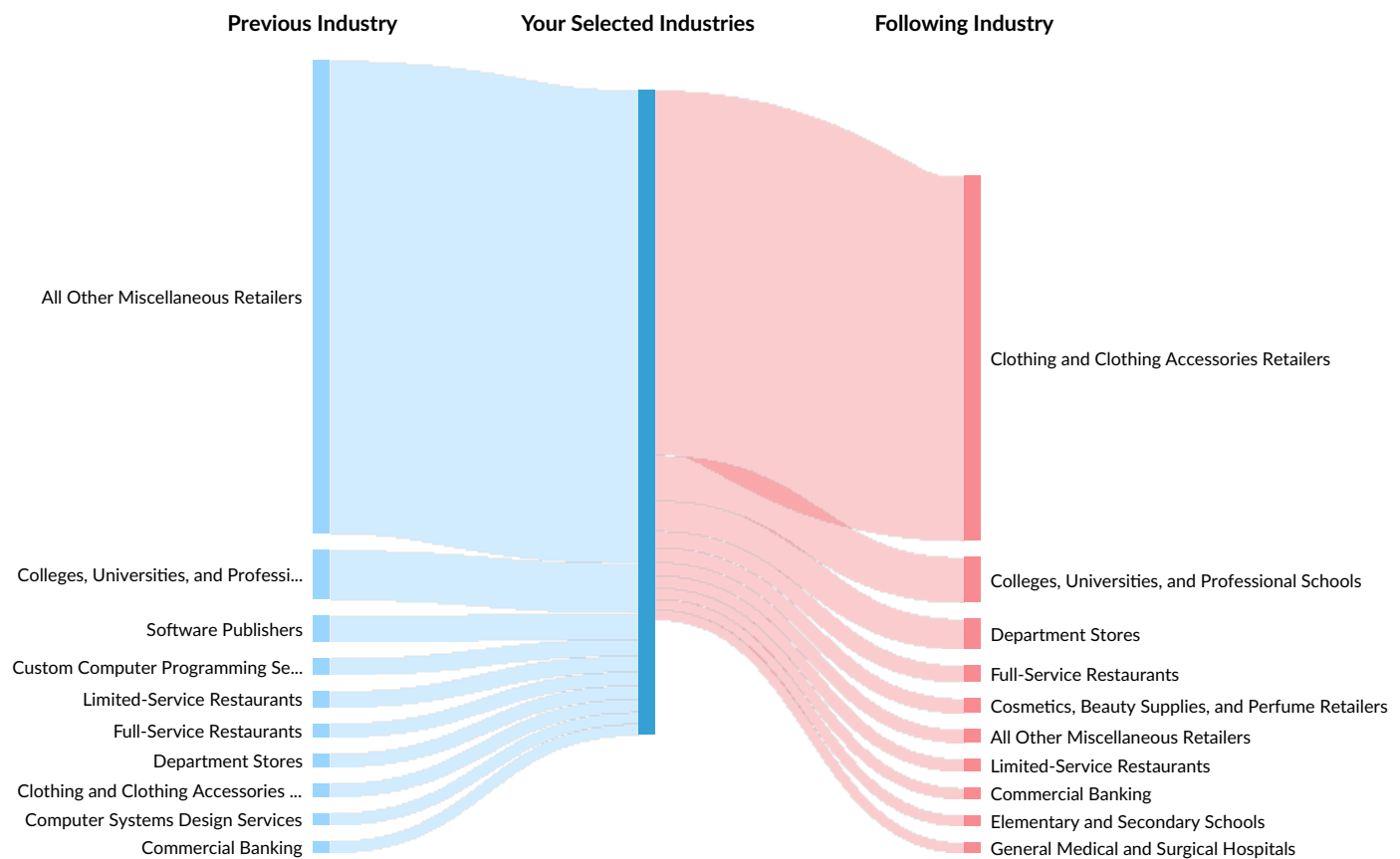
Top Job Titles	Unique Postings
Certified Pharmacy Technicians	9
Chinese Express Clerks	7
Treasury F&S Advisors	7
Produce Fresh Cut Clerks	6
Coffee Shop Baristas	5

## Industry Gain and Drain

The table below analyzes the profiles of current and past people in your selected industries. The left column shows job transitions from other industries to your selected industries. The right column shows job transitions from your selected industries to other industries.

Please note, results are only available at the national level and the 6-digit NAICS level. Also your selection has been limited to 100 industries.

The following represents the job transitions of employees in your selected industries in the United States:



Previous Industries	Transitions
All Other Miscellaneous Retailers	244,288
Colleges, Universities, and Professional Schools	25,510
Software Publishers	13,454
Custom Computer Programming Services	8,617

Previous Industries	Transitions
Limited-Service Restaurants	8,296
Full-Service Restaurants	7,024
Department Stores	7,000
Clothing and Clothing Accessories Retailers	6,870
Computer Systems Design Services	6,042
Commercial Banking	5,861
National Security	5,787
Administrative Management and General Management Consulting Services	5,109
Supermarkets and Other Grocery Retailers (except Convenience Retailers)	4,606
Computing Infrastructure Providers, Data Processing, Web Hosting, and Related Services	4,521
Other Computer Related Services	4,503
Warehouse Clubs and Supercenters	4,401
All Other Professional, Scientific, and Technical Services	4,295
Couriers and Express Delivery Services	4,217
Web Search Portals and All Other Information Services	3,978
Elementary and Secondary Schools	3,606
General Medical and Surgical Hospitals	3,382
Employment Placement Agencies	3,332
Wireless Telecommunications Carriers (except Satellite)	3,213
Electronic Computer Manufacturing	3,165
Hotels (except Casino Hotels) and Motels	2,905
Insurance Agencies and Brokerages	2,867
Engineering Services	2,819
Offices of Real Estate Agents and Brokers	2,586

Previous Industries	Transitions
Offices of Physicians (except Mental Health Specialists)	2,487
Electronics and Appliance Retailers	2,441
Temporary Help Services	2,347
Offices of Lawyers	2,248
Financial Transactions Processing, Reserve, and Clearinghouse Activities	2,233
Offices of Certified Public Accountants	2,021
Marketing Consulting Services	1,970
Pharmacies and Drug Retailers	1,947
Advertising Agencies	1,764
Other Management Consulting Services	1,681
Hardware Retailers	1,677
Automobile and Light Duty Motor Vehicle Manufacturing	1,626
Other Scientific and Technical Consulting Services	1,589
Motion Picture and Video Production	1,583
All Other Personal Services	1,579
Commercial and Institutional Building Construction	1,579
Other General Government Support	1,537
Fitness and Recreational Sports Centers	1,499
Junior Colleges	1,490
Security Guards and Patrol Services	1,398
Office Administrative Services	1,393
Portfolio Management and Investment Advice	1,389
Local Messengers and Local Delivery	1,363
Wholesale Trade Agents and Brokers	1,337
All Other Home Furnishings Retailers	1,308

Previous Industries	Transitions
Direct Health and Medical Insurance Carriers	1,278
Educational Support Services	1,273
Electrical Contractors and Other Wiring Installation Contractors	1,219
Home Centers	1,205
Cosmetics, Beauty Supplies, and Perfume Retailers	1,142
All Other General Merchandise Retailers	1,109
Child Care Services	1,098
Home Health Care Services	1,084
Other Miscellaneous Durable Goods Merchant Wholesalers	1,079
Convenience Retailers	1,066
Sporting Goods Retailers	1,060
General Warehousing and Storage	1,028
Pharmaceutical Preparation Manufacturing	992
Child and Youth Services	968
Religious Organizations	966
General Freight Trucking, Long-Distance, Truckload	912
All Other Miscellaneous Ambulatory Health Care Services	896
Gasoline Stations with Convenience Stores	826
Furniture Retailers	795
Surgical and Medical Instrument Manufacturing	780
Footwear Manufacturing	747
Pet and Pet Supplies Retailers	693
New Car Dealers	687
Shoe Retailers	675
Nursing Care Facilities (Skilled Nursing Facilities)	669

Previous Industries	Transitions
Automotive Parts and Accessories Retailers	668
Snack and Nonalcoholic Beverage Bars	658
Civic and Social Organizations	648
Beauty Salons	625
Cut and Sew Apparel Manufacturing (except Contractors)	595
Golf Courses and Country Clubs	593
Gift, Novelty, and Souvenir Retailers	569
Used Car Dealers	543
Hobby, Toy, and Game Retailers	493
Jewelry Retailers	473
All Other Specialty Food Retailers	398
Office Supplies and Stationery Retailers	354
Book Retailers and News Dealers	337
Motorcycle, ATV, and All Other Motor Vehicle Dealers	322
Food (Health) Supplement Retailers	286
Beer, Wine, and Liquor Retailers	282
Used Merchandise Retailers	230
Other Gasoline Stations	209
Other Building Material Dealers	208
Floor Covering Retailers	166
All Other Health and Personal Care Retailers	132
Tire Dealers	90
Following Industries	Transitions
Clothing and Clothing Accessories Retailers	188,454
Colleges, Universities, and Professional Schools	23,412

Following Industries	Transitions
Department Stores	15,621
Full-Service Restaurants	8,526
Cosmetics, Beauty Supplies, and Perfume Retailers	7,622
All Other Miscellaneous Retailers	6,870
Limited-Service Restaurants	6,316
Commercial Banking	5,777
Elementary and Secondary Schools	5,600
General Medical and Surgical Hospitals	5,159
Offices of Physicians (except Mental Health Specialists)	4,098
Employment Placement Agencies	3,936
Software Publishers	3,903
Supermarkets and Other Grocery Retailers (except Convenience Retailers)	3,776
Offices of Real Estate Agents and Brokers	3,738
All Other Professional, Scientific, and Technical Services	3,732
Jewelry Retailers	3,686
Fitness and Recreational Sports Centers	3,465
Hotels (except Casino Hotels) and Motels	3,401
Custom Computer Programming Services	3,306
Insurance Agencies and Brokerages	3,152
Cut and Sew Apparel Manufacturing (except Contractors)	3,136
Shoe Retailers	3,125
Administrative Management and General Management Consulting Services	2,858
All Other General Merchandise Retailers	2,672
Offices of Lawyers	2,604
Sporting Goods Retailers	2,445

Following Industries	Transitions
All Other Home Furnishings Retailers	2,431
Footwear Manufacturing	2,401
Civic and Social Organizations	2,374
Child Care Services	2,219
Marketing Consulting Services	2,194
Warehouse Clubs and Supercenters	2,180
Furniture Retailers	2,142
Pharmacies and Drug Retailers	2,089
Computing Infrastructure Providers, Data Processing, Web Hosting, and Related Services	2,083
All Other Personal Services	2,064
Advertising Agencies	1,880
General Warehousing and Storage	1,829
Computer Systems Design Services	1,780
Offices of Certified Public Accountants	1,702
Temporary Help Services	1,670
Other Computer Related Services	1,667
Gift, Novelty, and Souvenir Retailers	1,651
Other Management Consulting Services	1,628
Couriers and Express Delivery Services	1,579
Religious Organizations	1,574
Motion Picture and Video Production	1,561
Engineering Services	1,510
Electronics and Appliance Retailers	1,508
Gasoline Stations with Convenience Stores	1,507
Portfolio Management and Investment Advice	1,503



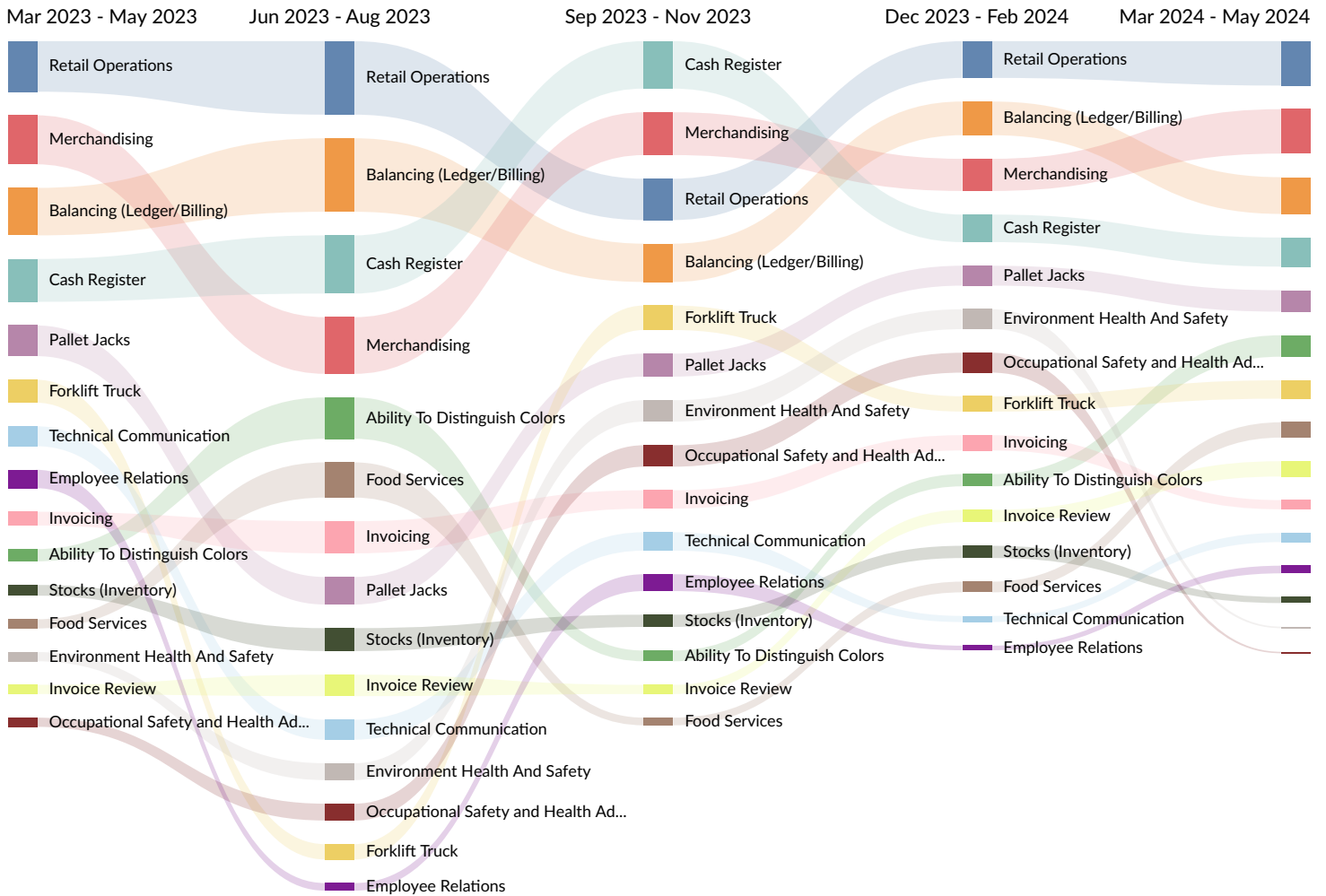
Following Industries	Transitions
Electronic Computer Manufacturing	1,444
Wireless Telecommunications Carriers (except Satellite)	1,406
Hardware Retailers	1,400
Other Miscellaneous Durable Goods Merchant Wholesalers	1,394
Junior Colleges	1,379
Child and Youth Services	1,331
Financial Transactions Processing, Reserve, and Clearinghouse Activities	1,303
National Security	1,230
Office Administrative Services	1,221
Web Search Portals and All Other Information Services	1,198
Other General Government Support	1,196
Credit Unions	1,166
Other Individual and Family Services	1,140
Commercial and Institutional Building Construction	1,136
Educational Support Services	1,128
Home Centers	1,113
Home Health Care Services	1,098
Wholesale Trade Agents and Brokers	1,033
All Other Miscellaneous Ambulatory Health Care Services	1,023
Offices of All Other Miscellaneous Health Practitioners	1,012
Direct Health and Medical Insurance Carriers	1,002
Direct Property and Casualty Insurance Carriers	956
Nursing Care Facilities (Skilled Nursing Facilities)	956
Hobby, Toy, and Game Retailers	942
Freight Transportation Arrangement	873

Following Industries	Transitions
Automobile and Light Duty Motor Vehicle Manufacturing	852
Pet and Pet Supplies Retailers	851
Local Messengers and Local Delivery	742
Pharmaceutical Preparation Manufacturing	725
Electrical Contractors and Other Wiring Installation Contractors	698
New Car Dealers	668
Security Guards and Patrol Services	662
Plumbing, Heating, and Air-Conditioning Contractors	649
Convenience Retailers	626
Book Retailers and News Dealers	615
Floor Covering Retailers	599
All Other Specialty Food Retailers	595
Motorcycle, ATV, and All Other Motor Vehicle Dealers	516
General Freight Trucking, Long-Distance, Truckload	513
Used Car Dealers	470
Food (Health) Supplement Retailers	470
Beer, Wine, and Liquor Retailers	433
Automotive Parts and Accessories Retailers	414
Office Supplies and Stationery Retailers	307
All Other Health and Personal Care Retailers	216
Other Building Material Dealers	209
Other Gasoline Stations	86
Tire Dealers	82

# What skills are they posting for?

## Top 15 Skills for All Job Types by Quarter

Skills help us understand the direction an industry is headed.



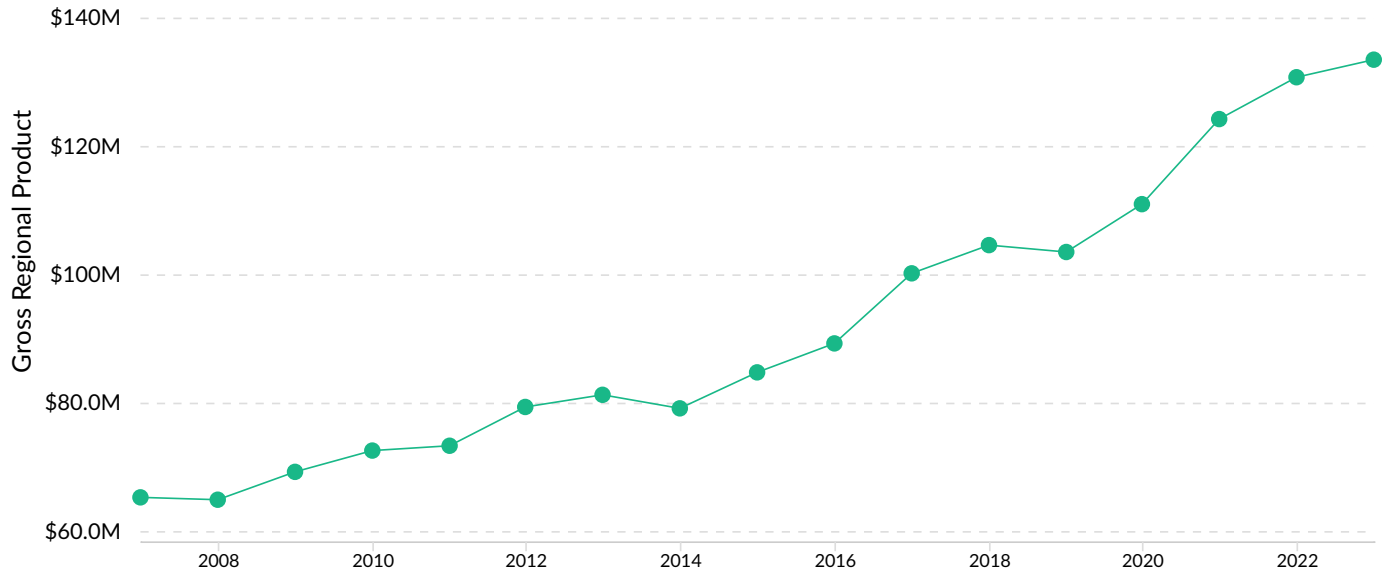
## Gross Regional Product (GRP)

**\$67.0M**  
Earnings (2023)

**\$43.3M**  
Property Income  
(2023)

**\$23.2M**  
Taxes (2023)

**\$133.4M**  
Total GRP (2023)



## Industry Requirements

Purchases from	In-region Purchases	Imported Purchases	Total Purchases
General Warehousing and Storage	\$5,560	\$5,392,539	\$5,398,099
Lessors of Residential Buildings and Dwellings	\$4,300,132	\$2,121	\$4,302,253
Corporate, Subsidiary, and Regional Managing Offices	\$866,189	\$3,323,260	\$4,189,449
Offices of Real Estate Agents and Brokers	\$1,335,890	\$2,298,679	\$3,634,569
Lessors of Nonresidential Buildings (except Miniwarehouses)	\$1,075,980	\$2,200,523	\$3,276,503