

# Manufacturing in Yankton County, SD



803 East 4th Street  
Yankton, South Dakota 57058

# Contents

What is Lightcast Data? .....	1
Report Parameters .....	2
Workforce Map .....	3
Executive Summary .....	4
Supply (Jobs) .....	5
Demographic Details .....	7
Demand .....	9
What skills are they posting for? .....	20

## What is Lightcast Data?

Lightcast data is a hybrid dataset derived from official government sources such as the US Census Bureau, Bureau of Economic Analysis, and Bureau of Labor Statistics. Leveraging the unique strengths of each source, our data modeling team creates an authoritative dataset that captures more than 99% of all workers in the United States. This core offering is then enriched with data from online social profiles, resumés, and job postings to give you a complete view of the workforce.

Lightcast data is frequently cited in major publications such as *The Atlantic*, *Forbes*, *Harvard Business Review*, *The New York Times*, *The Wall Street Journal*, and *USA Today*.



## Report Parameters

### 1 Industry

31 Manufacturing

---

### 1 County

46135 Yankton County, SD

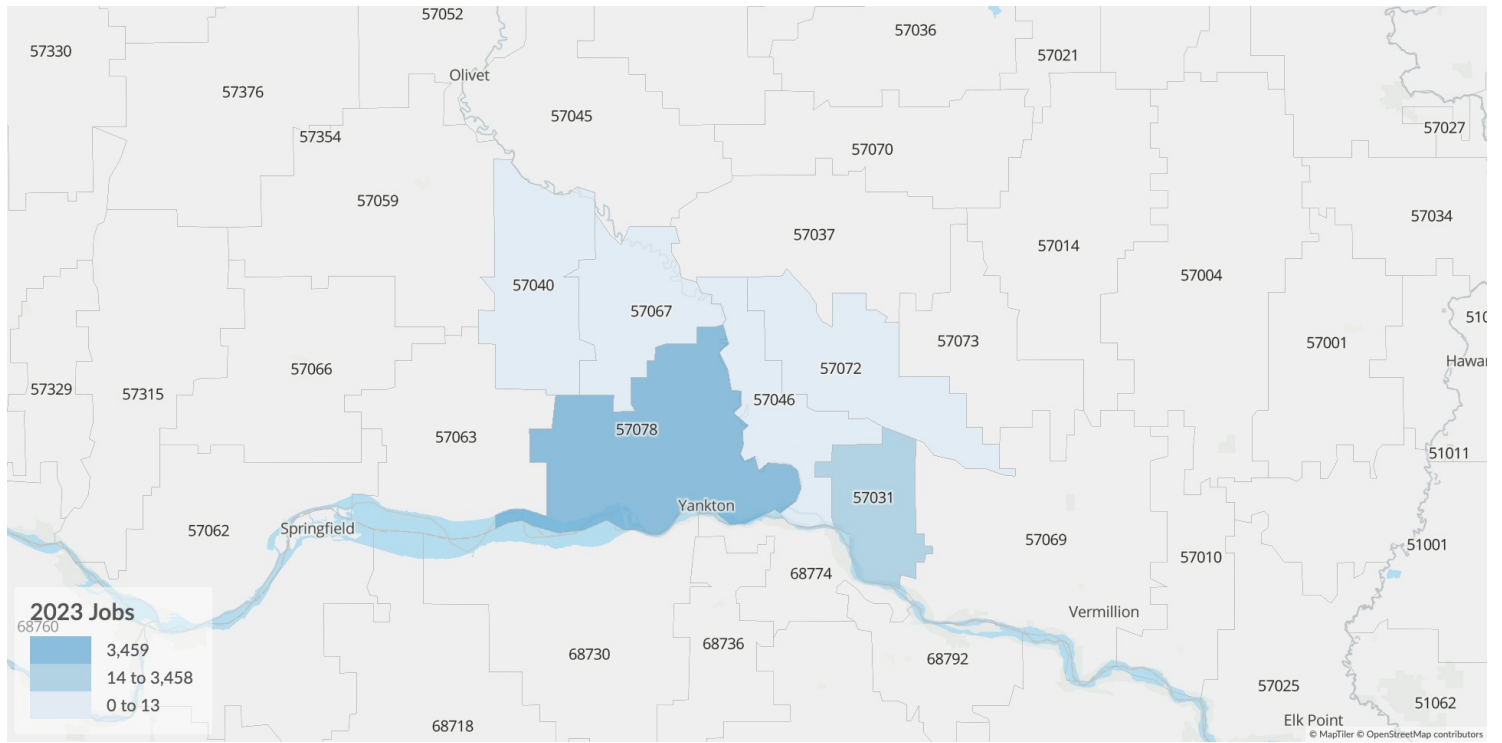
---

### Class of Worker

QCEW Employees and Non-QCEW Employees

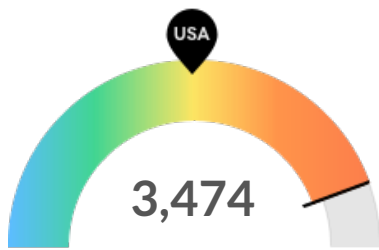
The information in this report pertains to the chosen industry and geographical area.

# Workforce Map



## Executive Summary

### Aggressive Hiring Competition Over a Deep Supply of Regional Talent



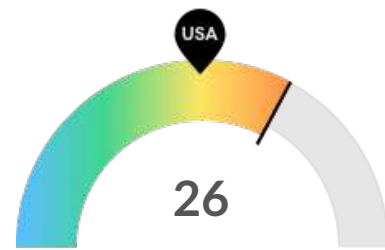
**Supply (Jobs)**

Yankton County, SD is a hotspot for this kind of talent. The national average for an area this size is 1,097\* employees, while there are 3,474 here.



**Earnings Per Job**

Earnings per job are below the national average. The national average salary for Manufacturing in an area this size is \$99,953, while in Yankton County, SD it is \$81,934. Earnings per jobs is the total industry earnings divided by the number of jobs in the industry.



**Demand (Job Postings)**

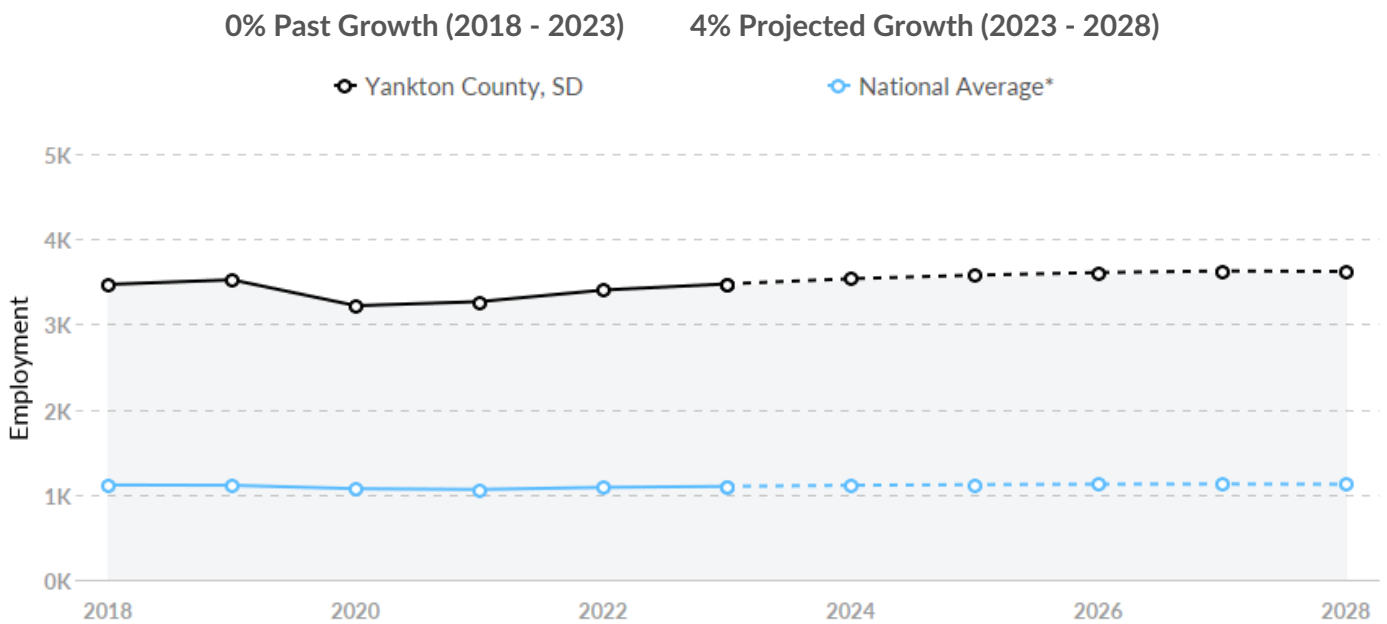
Competition from online job postings is high in Yankton County, SD. The national average for an area this size is 17\* job postings/mo, while there are 26 here.

\*National average values are derived by taking the national value for Manufacturing and scaling it down to account for the difference in overall workforce size between the nation and Yankton County, SD. In other words, the values represent the national average adjusted for region size.

# Supply (Jobs)

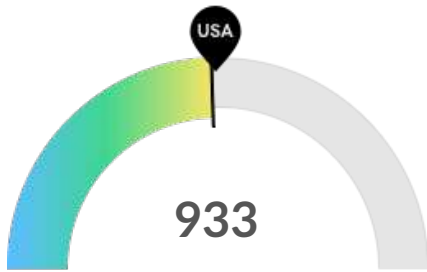
## Supply Is Higher Than the National Average

The regional vs. national average employment helps you understand if the supply of Manufacturing is a strength or weakness for Yankton County, SD, and how it is changing relative to the nation. An average area of this size would have 1,097\* employees, while there are 3,474 here. This higher than expected supply may make it easier to find candidates. The gap between expected and actual employment is expected to remain roughly the same over the next 5 years.



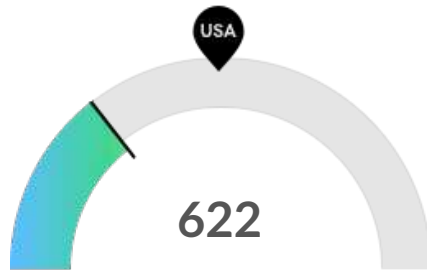
\*National average values are derived by taking the national value for Manufacturing and scaling it down to account for the difference in overall workforce size between the nation and Yankton County, SD. In other words, the values represent the national average adjusted for region size.

## Retirement Risk Is About Average, While Overall Diversity Is Low



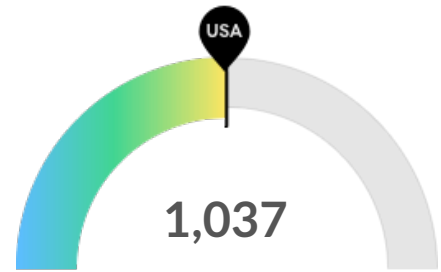
**Retiring Soon**

Retirement risk is about average in Yankton County, SD. The national average for an area this size is 960\* employees 55 or older, while there are 933 here.



**Racial Diversity**

Racial diversity is low in Yankton County, SD. The national average for an area this size is 1,264\* racially diverse employees, while there are 622 here.



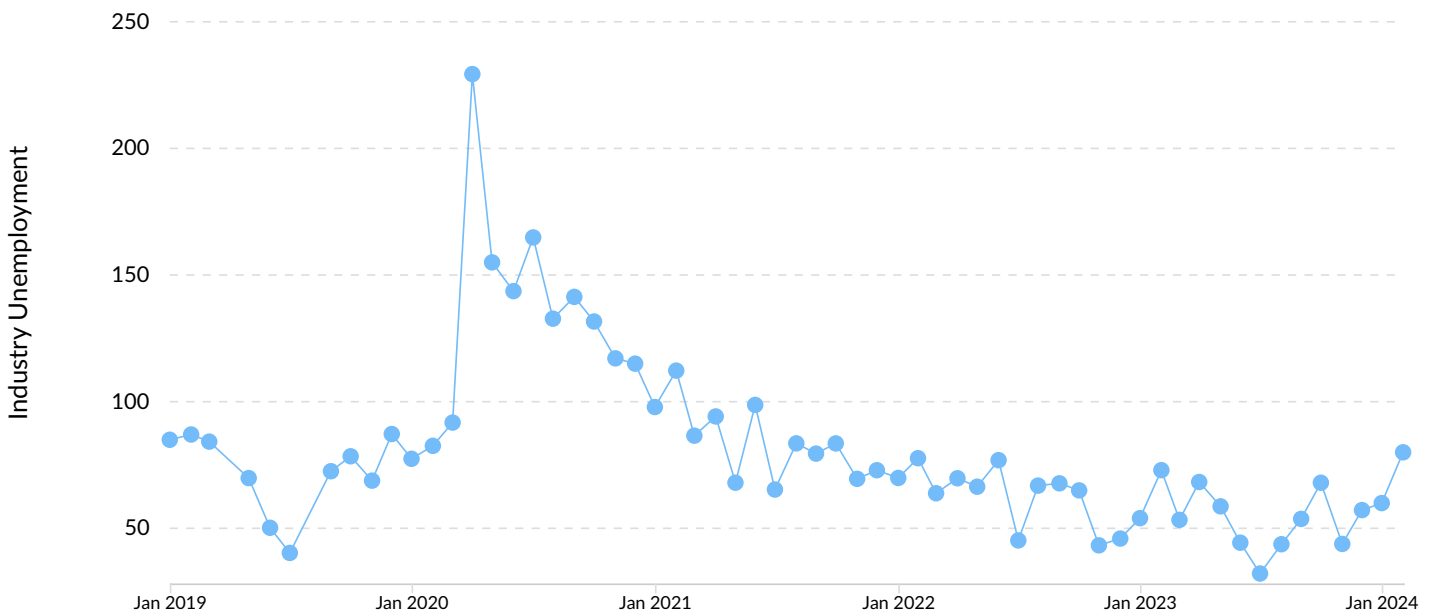
**Gender Diversity**

Gender diversity is about average in Yankton County, SD. The national average for an area this size is 1,037\* female employees, while there are 1,037 here.

\*National average values are derived by taking the national value for Manufacturing and scaling it down to account for the difference in overall workforce size between the nation and Yankton County, SD. In other words, the values represent the national average adjusted for region size.

## Unemployment Rate Trends

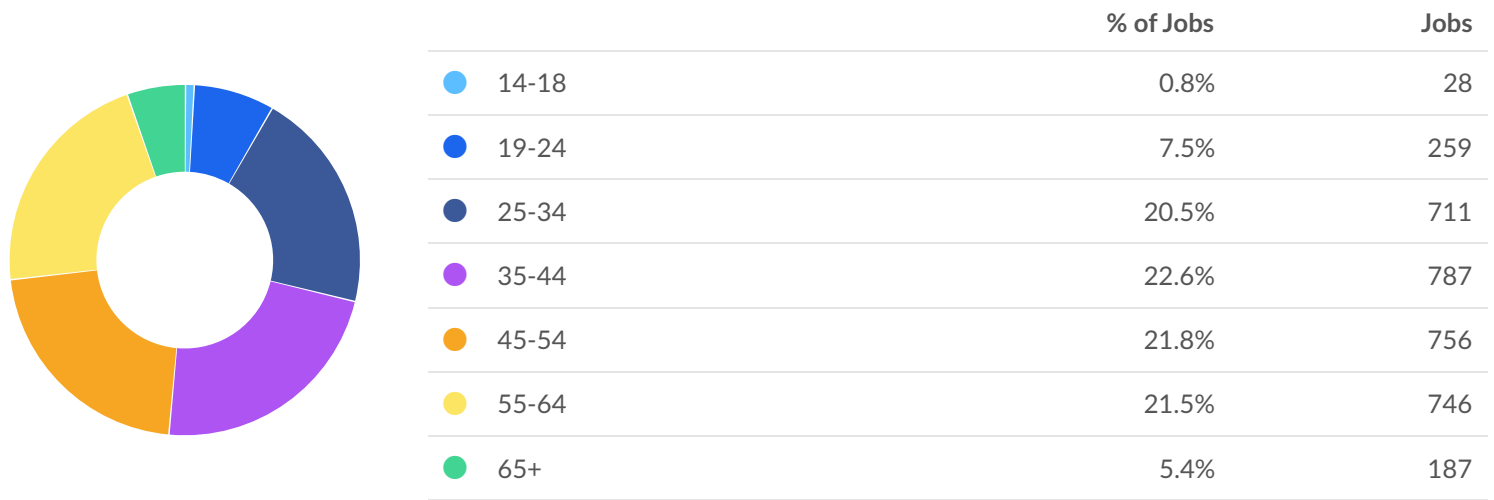
Unemployment shown at the 2-digit sector level.





# Demographic Details

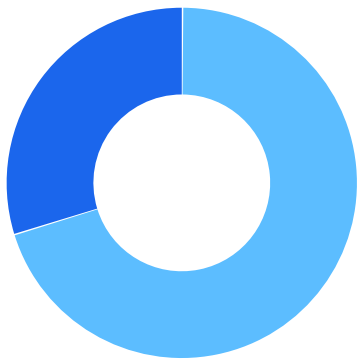
## Industry Age Breakdown



## Industry Race/Ethnicity Breakdown

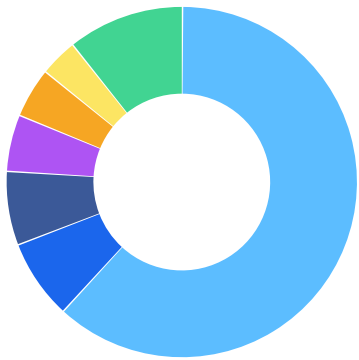


## Industry Gender Breakdown



	% of Jobs	Jobs
● Males	70.2%	2,437
● Females	29.8%	1,037

## Most Jobs are Found in the Production Occupations Industry Sector



Occupation	% of Industry in Occupation (2023)
● Production Occupations	61.7%
● Transportation and Material Moving Occupations	7.4%
● Office and Administrative Support Occupations	6.8%
● Architecture and Engineering Occupations	5.2%
● Installation, Maintenance, and Repair Occupations	4.6%
● Management Occupations	3.5%
● Other	10.8%

# Demand



## 30 Employers Competing

All employers in the region who posted for this job over the last 12 months.



## 315 Unique Job Postings

The number of unique postings for this job over the last 12 months.



## 31 Day Median Duration

Posting duration is 5 days longer than what's typical in the region.

Top Companies	Unique Postings
Parker Hannifin	48
Vishay Intertechnology	48
CIMPL's	27
Menard	27
National Beef Packing	18

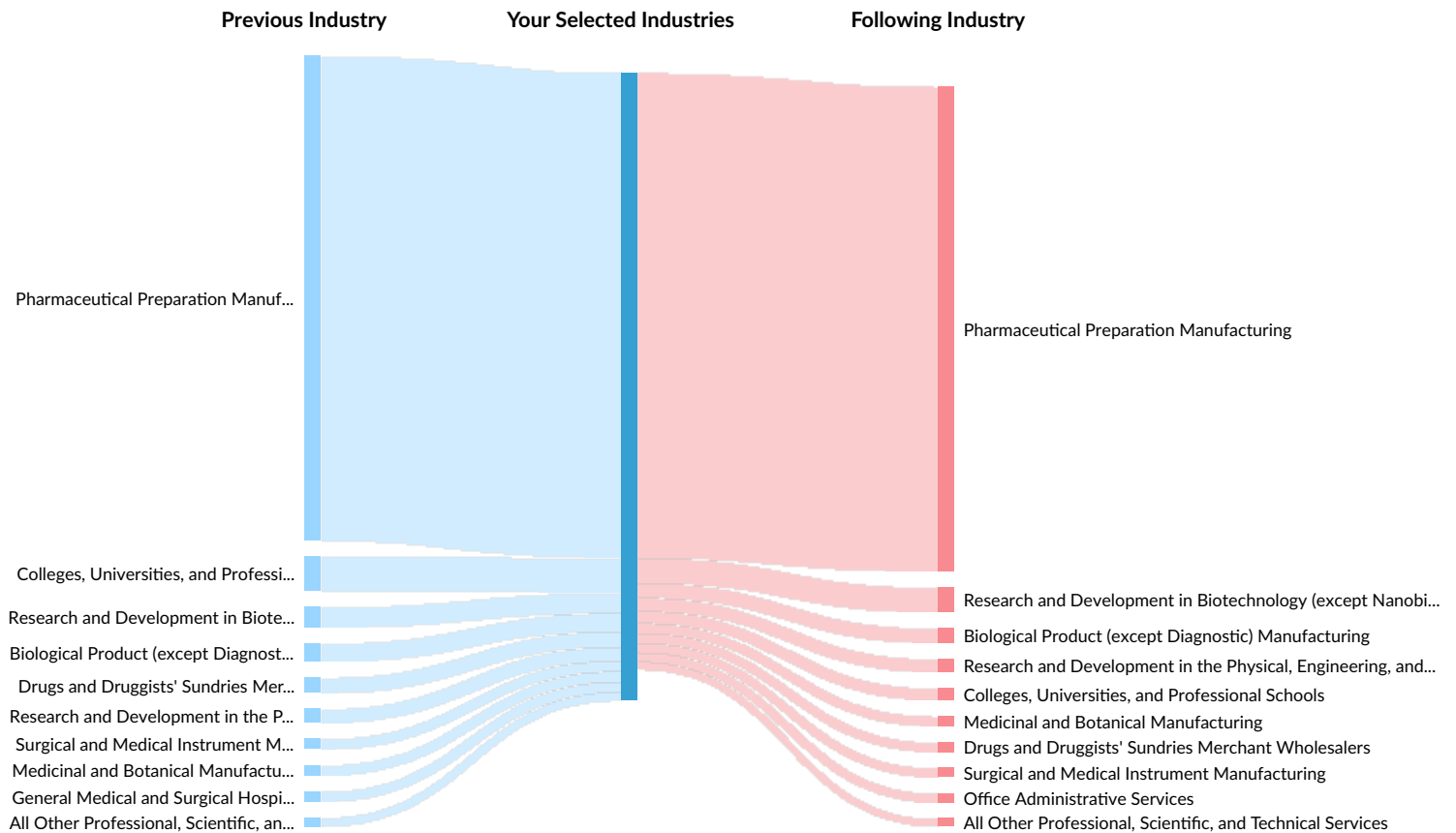
Top Job Titles	Unique Postings
Assemblers	18
Material Handlers	14
Machine Operators	10
Maintenance Technicians	10
Retail Merchandisers	8

## Industry Gain and Drain

The table below analyzes the profiles of current and past people in your selected industries. The left column shows job transitions from other industries to your selected industries. The right column shows job transitions from your selected industries to other industries.

Please note, results are only available at the national level and the 6-digit NAICS level. Also your selection has been limited to 100 industries.

The following represents the job transitions of employees in your selected industries in the United States:



Previous Industries	Transitions
Pharmaceutical Preparation Manufacturing	273,730
Colleges, Universities, and Professional Schools	19,625
Research and Development in Biotechnology (except Nanobiotechnology)	11,509

Previous Industries	Transitions
Biological Product (except Diagnostic) Manufacturing	10,343
Drugs and Druggists' Sundries Merchant Wholesalers	8,703
Research and Development in the Physical, Engineering, and Life Sciences (except Nanotechnology and Biotechnology)	7,837
Surgical and Medical Instrument Manufacturing	5,900
Medicinal and Botanical Manufacturing	5,887
General Medical and Surgical Hospitals	5,776
All Other Professional, Scientific, and Technical Services	4,941
Offices of Physicians (except Mental Health Specialists)	3,861
Analytical Laboratory Instrument Manufacturing	3,678
Office Administrative Services	2,719
Administrative Management and General Management Consulting Services	2,545
Medical, Dental, and Hospital Equipment and Supplies Merchant Wholesalers	2,464
Wholesale Trade Agents and Brokers	2,225
Custom Computer Programming Services	2,094
Surgical Appliance and Supplies Manufacturing	1,927
Computer Systems Design Services	1,741
Engineering Services	1,517
Offices of Other Holding Companies	1,516
Employment Placement Agencies	1,438
Software Publishers	1,414
Offices of Lawyers	1,354
Commercial Banking	1,292
Offices of Certified Public Accountants	1,246
Full-Service Restaurants	1,161

Previous Industries	Transitions
Insurance Agencies and Brokerages	1,037
Other Computer Related Services	1,029
All Other Miscellaneous Retailers	1,002
Other Management Consulting Services	970
National Security	964
Limited-Service Restaurants	910
Marketing Consulting Services	814
Department Stores	807
Temporary Help Services	798
Elementary and Secondary Schools	776
Electromedical and Electrotherapeutic Apparatus Manufacturing	747
Clothing and Clothing Accessories Retailers	725
Offices of Real Estate Agents and Brokers	719
Computing Infrastructure Providers, Data Processing, Web Hosting, and Related Services	712
Supermarkets and Other Grocery Retailers (except Convenience Retailers)	620
Cut and Sew Apparel Manufacturing (except Contractors)	548
Wireless Telecommunications Carriers (except Satellite)	543
Electronics and Appliance Retailers	470
Search, Detection, Navigation, Guidance, Aeronautical, and Nautical System and Instrument Manufacturing	467
Hotels (except Casino Hotels) and Motels	459
Other Miscellaneous Durable Goods Merchant Wholesalers	448
Electronic Computer Manufacturing	418
Soap and Other Detergent Manufacturing	407
Commercial and Service Industry Machinery Manufacturing	403

Previous Industries	Transitions
Soft Drink Manufacturing	396
All Other Miscellaneous Food Manufacturing	392
Computer Terminal and Other Computer Peripheral Equipment Manufacturing	391
All Other Miscellaneous Manufacturing	370
Plastics Material and Resin Manufacturing	367
All Other Basic Organic Chemical Manufacturing	350
Bottled Water Manufacturing	313
Abrasive Product Manufacturing	303
Automobile and Light Duty Motor Vehicle Manufacturing	296
Electrical Contractors and Other Wiring Installation Contractors	294
Commercial and Institutional Building Construction	286
All Other Miscellaneous Chemical Product and Preparation Manufacturing	285
Semiconductor and Related Device Manufacturing	271
All Other Plastics Product Manufacturing	261
Other Measuring and Controlling Device Manufacturing	254
Toilet Preparation Manufacturing	242
Plumbing, Heating, and Air-Conditioning Contractors	234
Aircraft Manufacturing	225
Aircraft Engine and Engine Parts Manufacturing	222
Other Motor Vehicle Parts Manufacturing	217
Industrial Machinery and Equipment Merchant Wholesalers	204
All Other Industrial Machinery Manufacturing	200
Paint and Coating Manufacturing	197
Relay and Industrial Control Manufacturing	189

Previous Industries	Transitions
Commercial Printing (except Screen and Books)	185
Petroleum Refineries	168
All Other Miscellaneous Electrical Equipment and Component Manufacturing	145
Apparel Accessories and Other Apparel Manufacturing	141
Printed Circuit Assembly (Electronic Assembly) Manufacturing	128
Footwear Manufacturing	115
Guided Missile and Space Vehicle Manufacturing	107
Breweries	102
Industrial Truck, Tractor, Trailer, and Stacker Machinery Manufacturing	99
Instruments and Related Products Manufacturing for Measuring, Displaying, and Controlling Industrial Process Variables	98
Other Electronic Component Manufacturing	97
Radio and Television Broadcasting and Wireless Communications Equipment Manufacturing	93
Other Aircraft Parts and Auxiliary Equipment Manufacturing	91
Corrugated and Solid Fiber Box Manufacturing	85
Other Engine Equipment Manufacturing	82
Construction Machinery Manufacturing	74
Other Communications Equipment Manufacturing	73
Oil and Gas Field Machinery and Equipment Manufacturing	73
Computer Storage Device Manufacturing	57
Air-Conditioning and Warm Air Heating Equipment and Commercial and Industrial Refrigeration Equipment Manufacturing	56
Machine Shops	52
Power-Driven Handtool Manufacturing	50



Previous Industries	Transitions
Wineries	48
Farm Machinery and Equipment Manufacturing	39
Rubber and Plastics Hoses and Belting Manufacturing	39
Following Industries	Transitions
Pharmaceutical Preparation Manufacturing	273,730
Research and Development in Biotechnology (except Nanobiotechnology)	14,109
Biological Product (except Diagnostic) Manufacturing	8,314
Research and Development in the Physical, Engineering, and Life Sciences (except Nanotechnology and Biotechnology)	7,520
Colleges, Universities, and Professional Schools	6,805
Medicinal and Botanical Manufacturing	5,743
Drugs and Druggists' Sundries Merchant Wholesalers	5,503
Surgical and Medical Instrument Manufacturing	5,327
Office Administrative Services	5,266
All Other Professional, Scientific, and Technical Services	4,475
Analytical Laboratory Instrument Manufacturing	3,327
General Medical and Surgical Hospitals	2,968
Wholesale Trade Agents and Brokers	2,438
Medical, Dental, and Hospital Equipment and Supplies Merchant Wholesalers	2,437
Offices of Physicians (except Mental Health Specialists)	2,330
Offices of Other Holding Companies	2,017
Administrative Management and General Management Consulting Services	2,003
Custom Computer Programming Services	1,749
Software Publishers	1,600

Following Industries	Transitions
Surgical Appliance and Supplies Manufacturing	1,525
Commercial Banking	1,264
Engineering Services	1,256
Computer Systems Design Services	1,167
Other Scientific and Technical Consulting Services	1,043
All Other Miscellaneous Retailers	992
Other Computer Related Services	893
Insurance Agencies and Brokerages	798
Offices of Real Estate Agents and Brokers	783
Other Management Consulting Services	776
Offices of Certified Public Accountants	761
Electromedical and Electrotherapeutic Apparatus Manufacturing	743
Employment Placement Agencies	731
Limited-Service Restaurants	683
Computing Infrastructure Providers, Data Processing, Web Hosting, and Related Services	679
Marketing Consulting Services	658
Elementary and Secondary Schools	584
Full-Service Restaurants	559
Web Search Portals and All Other Information Services	538
Commercial and Service Industry Machinery Manufacturing	491
Temporary Help Services	486
Search, Detection, Navigation, Guidance, Aeronautical, and Nautical System and Instrument Manufacturing	420
Semiconductor and Related Device Manufacturing	393
National Security	380

Following Industries	Transitions
Clothing and Clothing Accessories Retailers	355
Cut and Sew Apparel Manufacturing (except Contractors)	354
Electronic Computer Manufacturing	350
Soap and Other Detergent Manufacturing	341
All Other Miscellaneous Chemical Product and Preparation Manufacturing	332
Bottled Water Manufacturing	332
Other Miscellaneous Durable Goods Merchant Wholesalers	331
Automobile and Light Duty Motor Vehicle Manufacturing	304
All Other Miscellaneous Food Manufacturing	301
Other Measuring and Controlling Device Manufacturing	292
All Other Miscellaneous Manufacturing	276
All Other Basic Organic Chemical Manufacturing	264
Computer Terminal and Other Computer Peripheral Equipment Manufacturing	262
Plastics Material and Resin Manufacturing	247
Aircraft Manufacturing	244
Commercial and Institutional Building Construction	236
Soft Drink Manufacturing	233
Toilet Preparation Manufacturing	226
Relay and Industrial Control Manufacturing	219
Other Basic Inorganic Chemical Manufacturing	213
Plumbing, Heating, and Air-Conditioning Contractors	195
All Other Plastics Product Manufacturing	187
Electrical Contractors and Other Wiring Installation Contractors	178
Industrial Machinery and Equipment Merchant Wholesalers	173

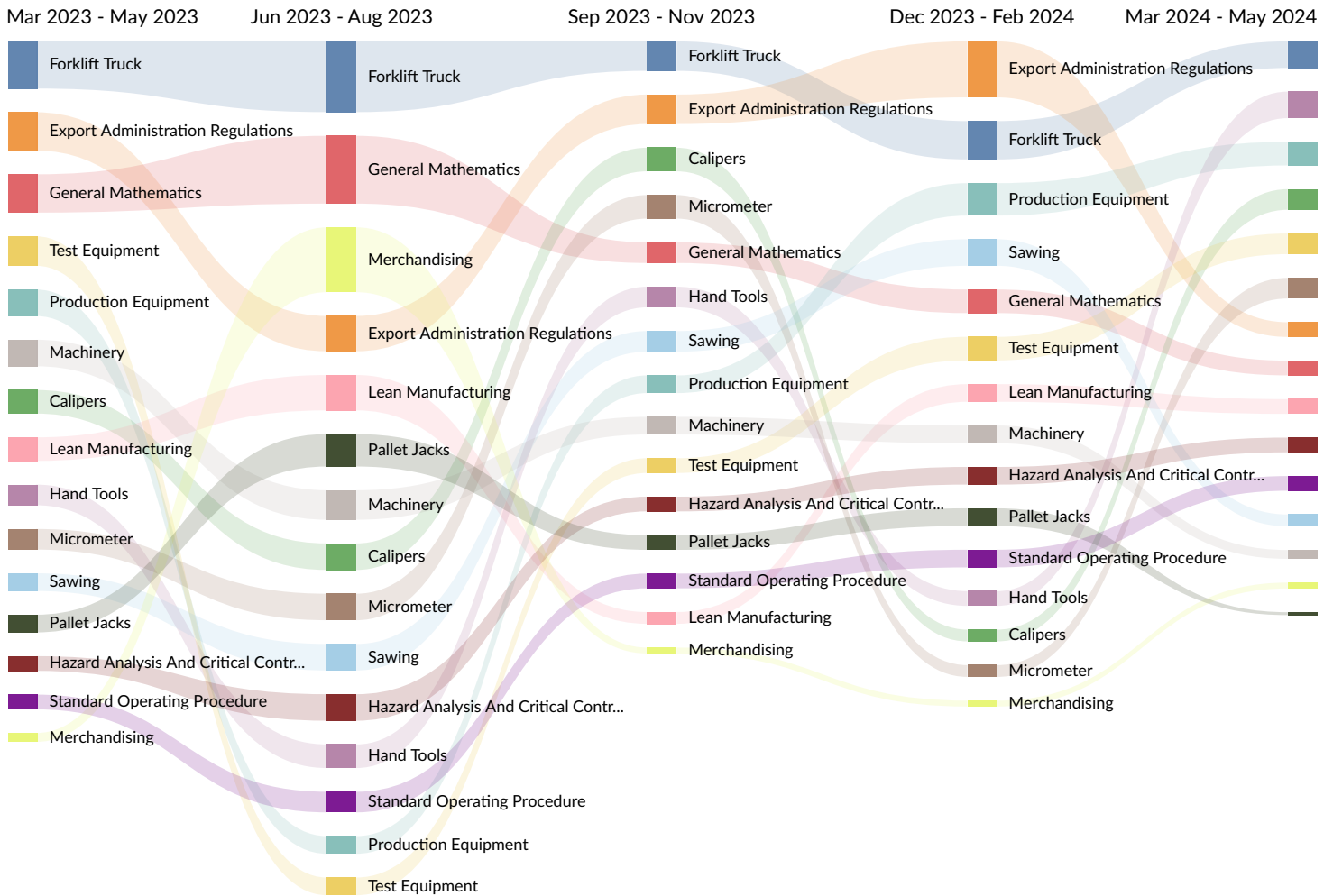
Following Industries	Transitions
Paint and Coating Manufacturing	166
Printed Circuit Assembly (Electronic Assembly) Manufacturing	154
All Other Industrial Machinery Manufacturing	144
Other Motor Vehicle Parts Manufacturing	139
Guided Missile and Space Vehicle Manufacturing	134
Aircraft Engine and Engine Parts Manufacturing	132
Apparel Accessories and Other Apparel Manufacturing	116
Commercial Printing (except Screen and Books)	114
Other Electronic Component Manufacturing	106
All Other Miscellaneous Electrical Equipment and Component Manufacturing	104
Petroleum Refineries	95
Footwear Manufacturing	93
Abrasive Product Manufacturing	86
Industrial Truck, Tractor, Trailer, and Stacker Machinery Manufacturing	86
Other Communications Equipment Manufacturing	84
Oil and Gas Field Machinery and Equipment Manufacturing	80
Instruments and Related Products Manufacturing for Measuring, Displaying, and Controlling Industrial Process Variables	68
Radio and Television Broadcasting and Wireless Communications Equipment Manufacturing	65
Construction Machinery Manufacturing	61
Corrugated and Solid Fiber Box Manufacturing	57
Breweries	55
Other Aircraft Parts and Auxiliary Equipment Manufacturing	51
Other Engine Equipment Manufacturing	47

Following Industries	Transitions
All Other Miscellaneous Fabricated Metal Product Manufacturing	46
Power-Driven Handtool Manufacturing	44
Farm Machinery and Equipment Manufacturing	42
Air-Conditioning and Warm Air Heating Equipment and Commercial and Industrial Refrigeration Equipment Manufacturing	37
Audio and Video Equipment Manufacturing	37
Computer Storage Device Manufacturing	35
Wineries	34
Machine Shops	34
Major Household Appliance Manufacturing	31
Rubber and Plastics Hoses and Belting Manufacturing	17

# What skills are they posting for?

## Top 15 Skills for All Job Types by Quarter

Skills help us understand the direction an industry is headed.



## Gross Regional Product (GRP)

**\$285.7M**

Earnings (2023)

**\$202.8M**

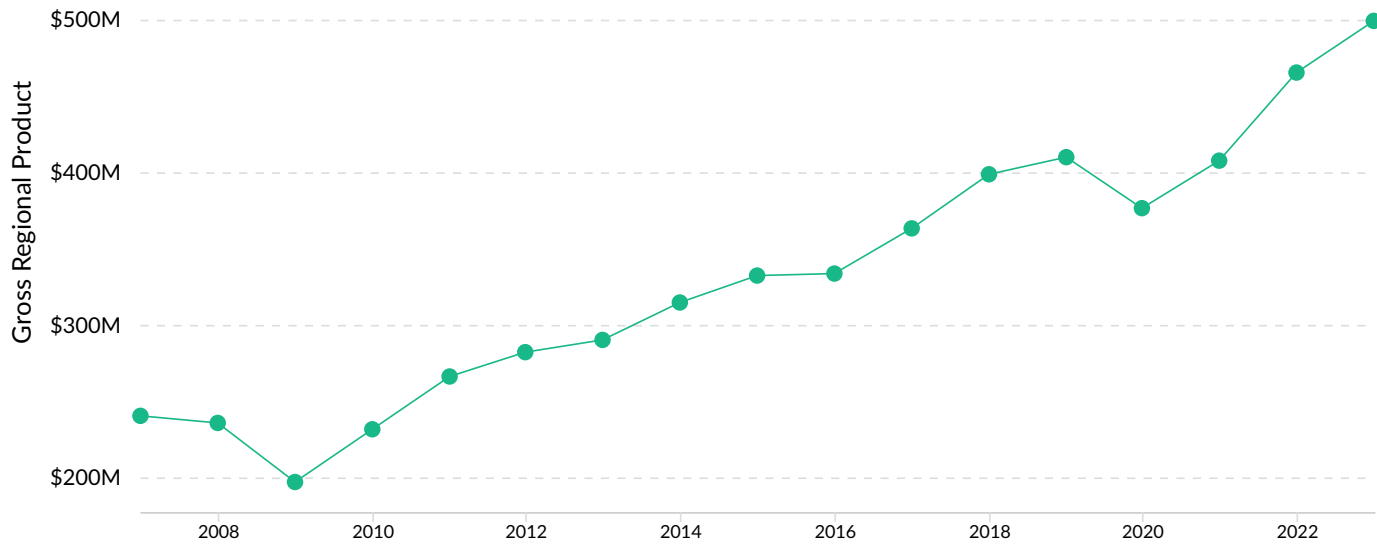
Property Income (2023)

**\$10.8M**

Taxes (2023)

**\$499.2M**

Total GRP (2023)



## Industry Requirements

Purchases from	In-region Purchases	Imported Purchases	Total Purchases
Animal Production	\$17,276,922	\$86,385,355	\$103,662,276
Secondary Smelting and Alloying of Aluminum	\$0	\$50,492,805	\$50,492,805
Iron and Steel Mills and Ferroalloy Manufacturing	\$0	\$48,236,786	\$48,236,786
Other Aluminum Rolling, Drawing, and Extruding	\$32,019,720	\$4,705,200	\$36,724,920
Other Motor Vehicle Parts Manufacturing	\$33,988,039	\$1,698	\$33,989,737