

Finance and Insurance in Yankton County, SD



803 East 4th Street
Yankton, South Dakota 57058

Contents

What is Lightcast Data?	1
Report Parameters	2
Workforce Map	3
Executive Summary	4
Supply (Jobs)	5
Demographic Details	7
Demand	8
What skills are they posting for?	19

What is Lightcast Data?

Lightcast data is a hybrid dataset derived from official government sources such as the US Census Bureau, Bureau of Economic Analysis, and Bureau of Labor Statistics. Leveraging the unique strengths of each source, our data modeling team creates an authoritative dataset that captures more than 99% of all workers in the United States. This core offering is then enriched with data from online social profiles, resumés, and job postings to give you a complete view of the workforce.

Lightcast data is frequently cited in major publications such as *The Atlantic*, *Forbes*, *Harvard Business Review*, *The New York Times*, *The Wall Street Journal*, and *USA Today*.



Report Parameters

1 Industry

52 Finance and Insurance

1 County

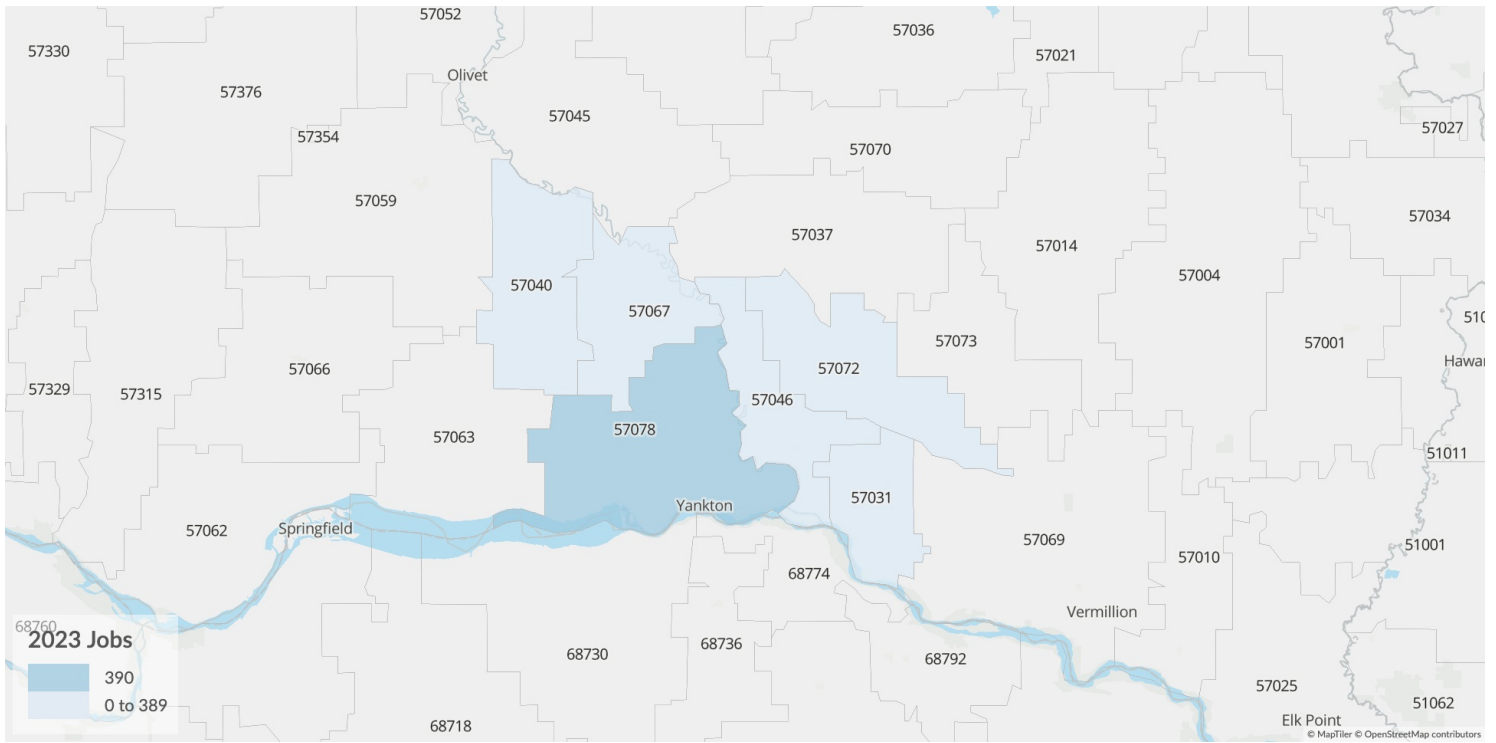
46135 Yankton County, SD

Class of Worker

QCEW Employees and Non-QCEW Employees

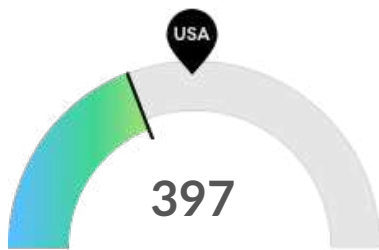
The information in this report pertains to the chosen industry and geographical area.

Workforce Map



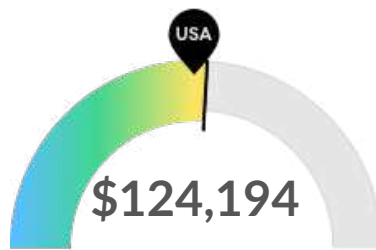
Executive Summary

Light Hiring Competition Over a Thin Supply of Regional Talent



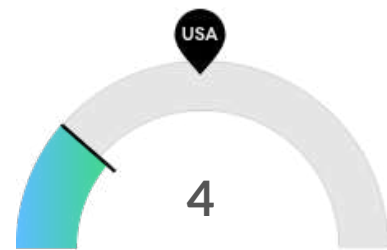
Supply (Jobs)

Yankton County, SD is not a hotspot for this kind of talent. The national average for an area this size is 571* employees, while there are 397 here.



Earnings Per Job

Earnings per job are below the national average. The national average salary for Finance and Insurance in an area this size is \$153,344, while in Yankton County, SD it is \$124,194. Earnings per jobs is the total industry earnings divided by the number of jobs in the industry.



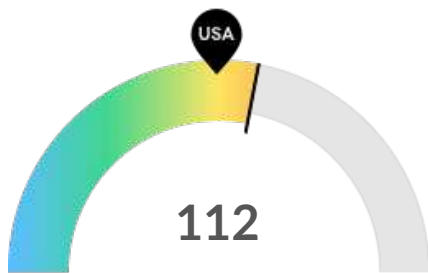
Demand (Job Postings)

Competition from online job postings is low in Yankton County, SD. The national average for an area this size is 10* job postings/mo, while there are 4 here.

*National average values are derived by taking the national value for Finance and Insurance and scaling it down to account for the difference in overall workforce size between the nation and Yankton County, SD. In other words, the values represent the national average adjusted for region size.

Supply (Jobs)

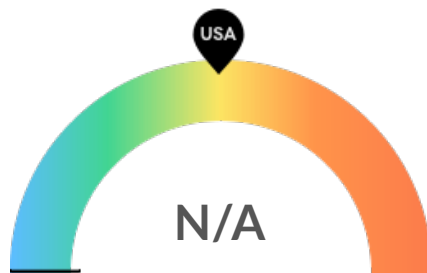
Retirement Risk Is High, While Reliable Diversity Information Is Not Available



112

Retiring Soon

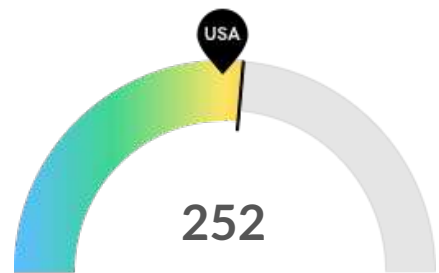
Retirement risk is high in Yankton County, SD. The national average for an area this size is 94* employees 55 or older, while there are 112 here.



N/A

Racial Diversity

Reliable racial diversity information is not available in Yankton County, SD, because there are too few employees.



252

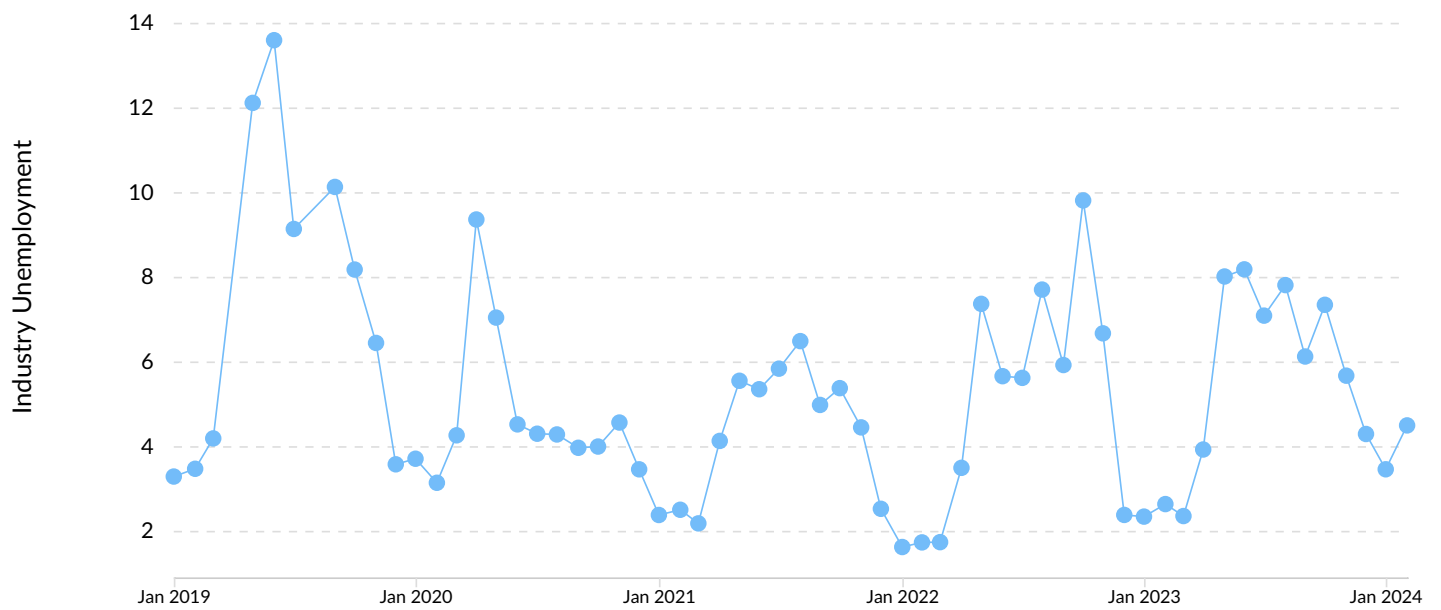
Gender Diversity

Gender diversity is about average in Yankton County, SD. The national average for an area this size is 232* female employees, while there are 252 here.

*National average values are derived by taking the national value for Finance and Insurance and scaling it down to account for the difference in overall workforce size between the nation and Yankton County, SD. In other words, the values represent the national average adjusted for region size.

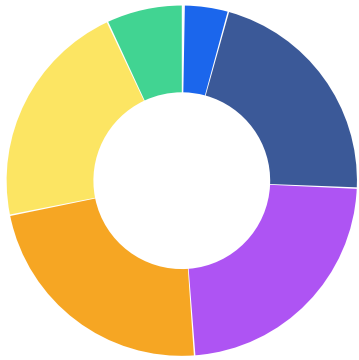
Unemployment Rate Trends

Unemployment shown at the 2-digit sector level.



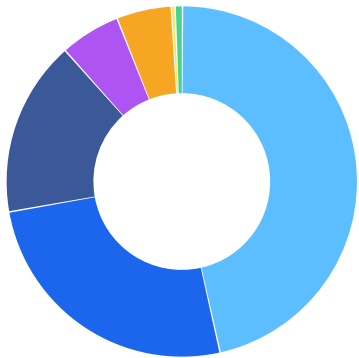
Demographic Details

Industry Age Breakdown



		% of Jobs	Jobs
●	14-18	0.1%	1
●	19-24	4.1%	16
●	25-34	21.4%	85
●	35-44	23.2%	92
●	45-54	23.0%	91
●	55-64	21.2%	84
●	65+	7.0%	28

Most Jobs are Found in the Office and Administrative Support Occupations Industry Sector



Occupation	% of Industry in Occupation (2023)
● Office and Administrative Support Occupations	46.4%
● Business and Financial Operations Occupations	25.7%
● Sales and Related Occupations	16.2%
● Computer and Mathematical Occupations	5.6%
● Management Occupations	5.1%
● Legal Occupations	0.3%
● Other	0.7%

Demand



15 Employers Competing

All employers in the region who posted for this job over the last 12 months.



43 Unique Job Postings

The number of unique postings for this job over the last 12 months.



24 Day Median Duration

Posting duration is 2 days shorter than what's typical in the region.

Top Companies	Unique Postings
Wells Fargo	8
First National Bank	6
Allstate	5
First Interstate Bank	5
Cortrust Bank N A	4

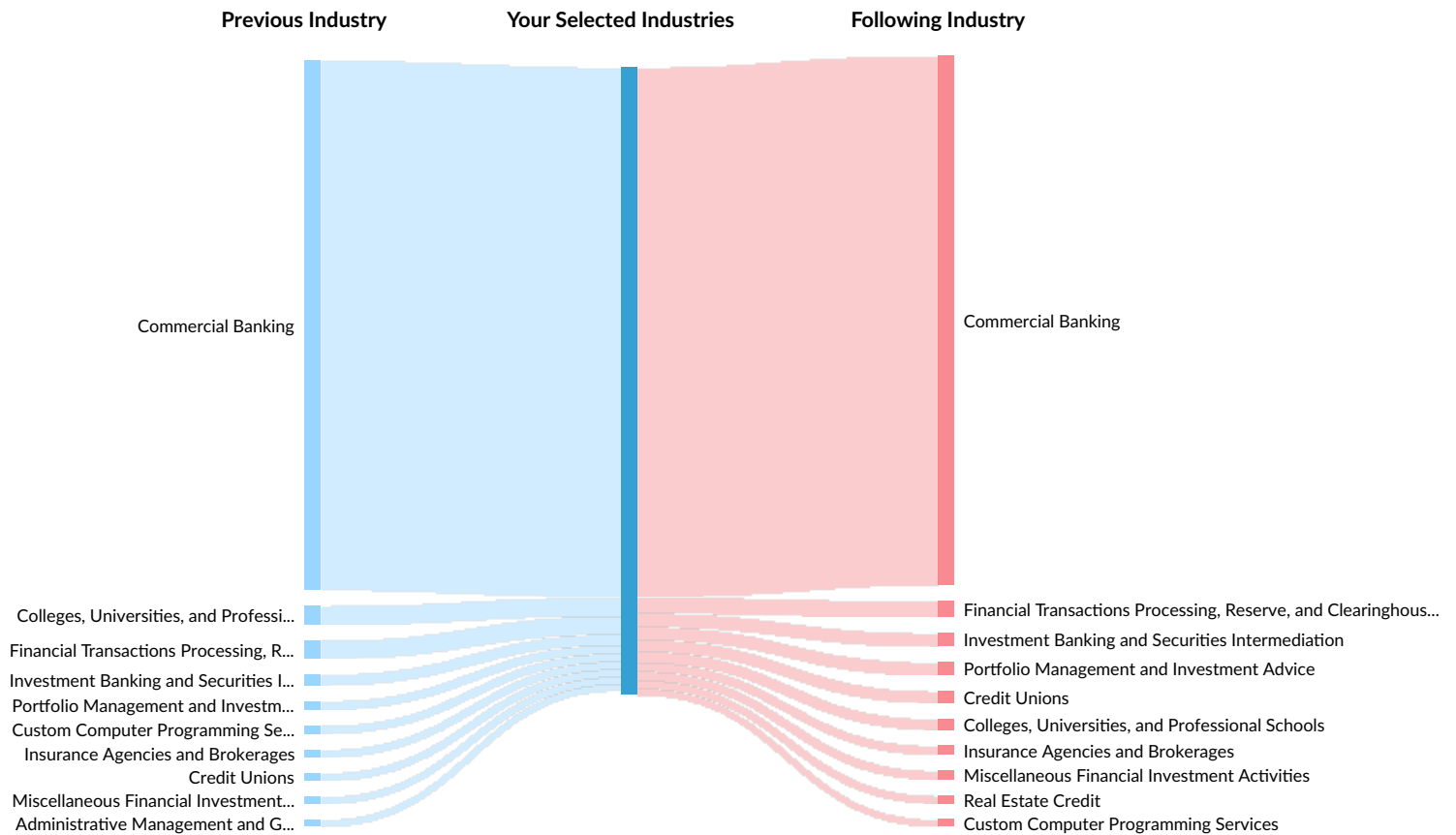
Top Job Titles	Unique Postings
Tellers	10
Personal Bankers	5
Financial Advisors	2
Financial Services Representativ...	2
Account Managers	1

Industry Gain and Drain

The table below analyzes the profiles of current and past people in your selected industries. The left column shows job transitions from other industries to your selected industries. The right column shows job transitions from your selected industries to other industries.

Please note, results are only available at the national level and the 6-digit NAICS level. Also your selection has been limited to 100 industries.

The following represents the job transitions of employees in your selected industries in the United States:



Previous Industries	Transitions
Commercial Banking	697,702
Colleges, Universities, and Professional Schools	24,728
Financial Transactions Processing, Reserve, and Clearinghouse Activities	23,948

Previous Industries	Transitions
Investment Banking and Securities Intermediation	14,095
Portfolio Management and Investment Advice	11,243
Custom Computer Programming Services	10,666
Insurance Agencies and Brokerages	10,070
Credit Unions	10,002
Miscellaneous Financial Investment Activities	9,445
Administrative Management and General Management Consulting Services	8,863
Computer Systems Design Services	8,448
Real Estate Credit	8,284
Offices of Bank Holding Companies	8,163
Offices of Certified Public Accountants	7,723
Savings Institutions and Other Depository Credit Intermediation	6,966
Department Stores	6,052
Clothing and Clothing Accessories Retailers	5,777
Full-Service Restaurants	5,671
Wireless Telecommunications Carriers (except Satellite)	5,623
All Other Professional, Scientific, and Technical Services	5,225
Limited-Service Restaurants	5,223
Offices of Real Estate Agents and Brokers	5,172
Mortgage and Nonmortgage Loan Brokers	5,166
Software Publishers	5,014
Consumer Lending	4,842
Offices of Lawyers	4,822
Gasoline Stations with Convenience Stores	4,784
Employment Placement Agencies	4,616

Previous Industries	Transitions
Direct Life Insurance Carriers	4,500
Direct Health and Medical Insurance Carriers	4,376
Other Computer Related Services	4,140
Supermarkets and Other Grocery Retailers (except Convenience Retailers)	4,029
Computing Infrastructure Providers, Data Processing, Web Hosting, and Related Services	3,964
National Security	3,815
All Other Miscellaneous Retailers	3,547
General Medical and Surgical Hospitals	3,465
Hotels (except Casino Hotels) and Motels	3,314
Direct Property and Casualty Insurance Carriers	3,218
Elementary and Secondary Schools	3,217
Temporary Help Services	3,183
Other Scientific and Technical Consulting Services	2,816
Electronics and Appliance Retailers	2,701
Offices of Physicians (except Mental Health Specialists)	2,666
Monetary Authorities-Central Bank	2,538
Pharmacies and Drug Retailers	2,377
Warehouse Clubs and Supercenters	2,308
International, Secondary Market, and All Other Nondepository Credit Intermediation	2,257
Other Management Consulting Services	2,249
Other General Government Support	2,116
All Other Personal Services	2,088
Computer Terminal and Other Computer Peripheral Equipment Manufacturing	1,930
Engineering Services	1,894

Previous Industries	Transitions
Other Activities Related to Credit Intermediation	1,793
Other Activities Related to Real Estate	1,777
Marketing Consulting Services	1,770
Other Accounting Services	1,764
Electronic Computer Manufacturing	1,744
Web Search Portals and All Other Information Services	1,690
Credit Card Issuing	1,661
Couriers and Express Delivery Services	1,608
All Other Business Support Services	1,532
Educational Support Services	1,509
Advertising Agencies	1,471
Electrical Contractors and Other Wiring Installation Contractors	1,445
Fitness and Recreational Sports Centers	1,436
Automobile and Light Duty Motor Vehicle Manufacturing	1,433
Hardware Retailers	1,432
Wholesale Trade Agents and Brokers	1,424
Junior Colleges	1,410
Telecommunications Resellers	1,393
Scheduled Passenger Air Transportation	1,351
Offices of Other Holding Companies	1,279
Pharmaceutical Preparation Manufacturing	1,264
All Other Insurance Related Activities	1,262
Office Administrative Services	1,262
All Other Support Services	1,254
Sales Financing	1,212

Previous Industries	Transitions
All Other Miscellaneous Ambulatory Health Care Services	1,187
Media Streaming Distribution Services, Social Networks, and Other Media Networks and Content Providers	1,178
Commercial and Institutional Building Construction	1,086
Lessors of Nonresidential Buildings (except Miniwarehouses)	1,078
New Car Dealers	1,066
Payroll Services	1,036
Miscellaneous Intermediation	998
Home Health Care Services	996
Lessors of Residential Buildings and Dwellings	989
Child Care Services	982
Telemarketing Bureaus and Other Contact Centers	962
Golf Courses and Country Clubs	935
Religious Organizations	928
Open-End Investment Funds	887
Residential Property Managers	791
Other Financial Vehicles	682
Offices of All Other Miscellaneous Health Practitioners	653
Securities and Commodity Exchanges	403
Direct Title Insurance Carriers	400
Other Direct Insurance (except Life, Health, and Medical) Carriers	361
Pharmacy Benefit Management and Other Third Party Administration of Insurance and Pension Funds	229
Claims Adjusting	195
Reinsurance Carriers	93

Following Industries	Transitions
Commercial Banking	697,702
Financial Transactions Processing, Reserve, and Clearinghouse Activities	21,189
Investment Banking and Securities Intermediation	17,699
Portfolio Management and Investment Advice	16,956
Credit Unions	15,614
Colleges, Universities, and Professional Schools	14,422
Insurance Agencies and Brokerages	11,879
Miscellaneous Financial Investment Activities	11,782
Real Estate Credit	10,573
Custom Computer Programming Services	9,184
Administrative Management and General Management Consulting Services	8,475
Software Publishers	7,633
Savings Institutions and Other Depository Credit Intermediation	7,632
Offices of Real Estate Agents and Brokers	7,297
Offices of Certified Public Accountants	6,992
Offices of Bank Holding Companies	6,908
Mortgage and Nonmortgage Loan Brokers	6,854
Consumer Lending	6,310
All Other Miscellaneous Retailers	5,861
Computer Systems Design Services	5,781
All Other Professional, Scientific, and Technical Services	5,607
Computing Infrastructure Providers, Data Processing, Web Hosting, and Related Services	4,932
Direct Health and Medical Insurance Carriers	4,918
General Medical and Surgical Hospitals	4,625

Following Industries	Transitions
Other Computer Related Services	4,217
Offices of Lawyers	4,114
Direct Life Insurance Carriers	3,836
Elementary and Secondary Schools	3,722
Employment Placement Agencies	3,301
Web Search Portals and All Other Information Services	3,273
Gasoline Stations with Convenience Stores	3,169
Direct Property and Casualty Insurance Carriers	3,039
Offices of Physicians (except Mental Health Specialists)	2,972
International, Secondary Market, and All Other Nondepository Credit Intermediation	2,954
Full-Service Restaurants	2,946
Wireless Telecommunications Carriers (except Satellite)	2,917
Monetary Authorities-Central Bank	2,838
Other General Government Support	2,510
Other Activities Related to Real Estate	2,425
Temporary Help Services	2,389
Other Management Consulting Services	2,317
Clothing and Clothing Accessories Retailers	2,253
All Other Personal Services	2,234
Engineering Services	2,116
Other Accounting Services	2,114
Department Stores	2,029
Hotels (except Casino Hotels) and Motels	1,936
Other Activities Related to Credit Intermediation	1,908
National Security	1,885

Following Industries	Transitions
Limited-Service Restaurants	1,878
Credit Card Issuing	1,672
Electrical Contractors and Other Wiring Installation Contractors	1,670
All Other Business Support Services	1,664
Other Scientific and Technical Consulting Services	1,644
Miscellaneous Intermediation	1,631
Supermarkets and Other Grocery Retailers (except Convenience Retailers)	1,612
Electronic Computer Manufacturing	1,601
Pharmacies and Drug Retailers	1,575
Payroll Services	1,568
Marketing Consulting Services	1,564
Office Administrative Services	1,554
Sales Financing	1,540
Wholesale Trade Agents and Brokers	1,527
All Other Support Services	1,507
Offices of Other Holding Companies	1,501
Computer Terminal and Other Computer Peripheral Equipment Manufacturing	1,462
Lessors of Nonresidential Buildings (except Miniwarehouses)	1,445
Open-End Investment Funds	1,435
All Other Miscellaneous Ambulatory Health Care Services	1,416
Warehouse Clubs and Supercenters	1,395
Commercial Printing (except Screen and Books)	1,389
Scheduled Passenger Air Transportation	1,370
Commercial and Institutional Building Construction	1,316

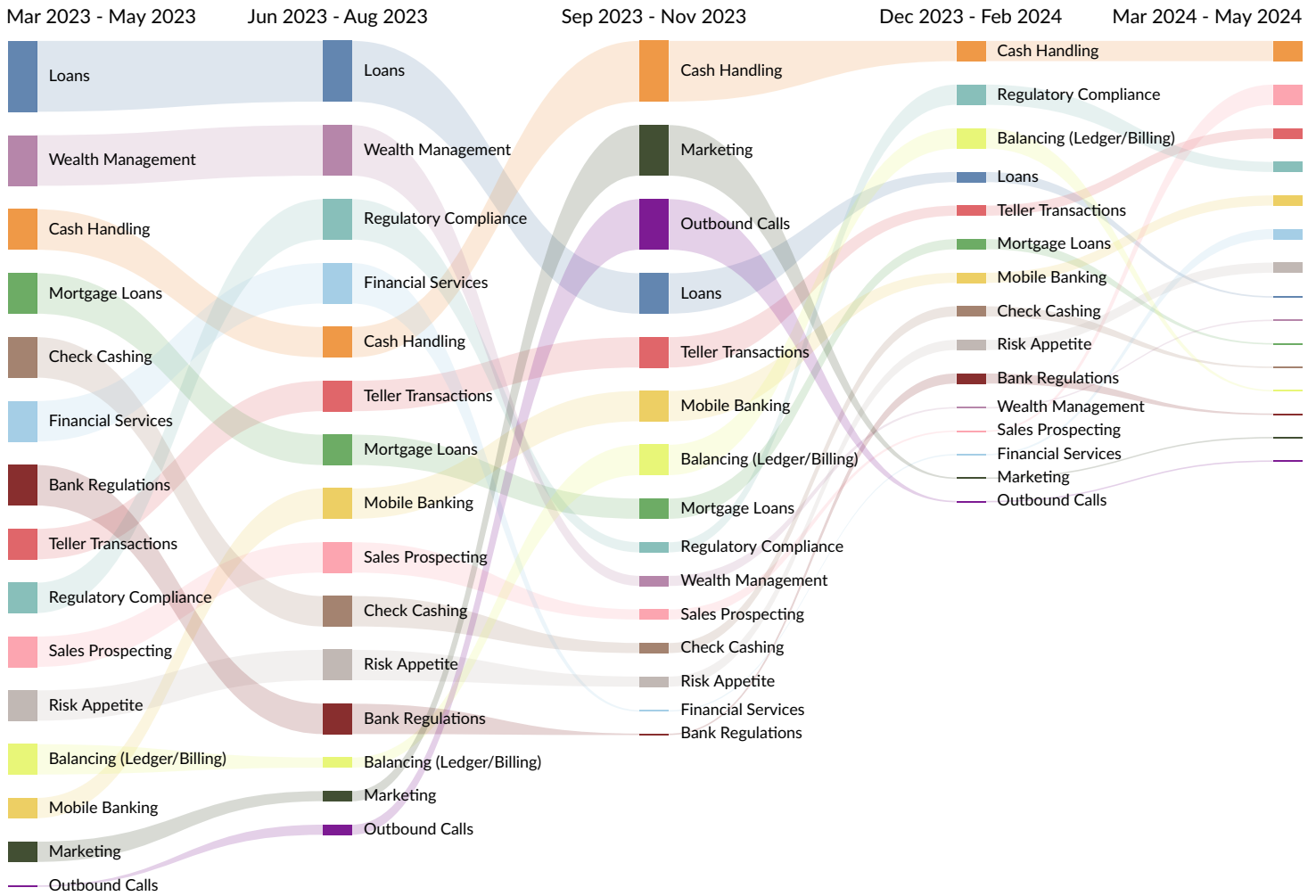
Following Industries	Transitions
Automobile and Light Duty Motor Vehicle Manufacturing	1,309
Pharmaceutical Preparation Manufacturing	1,292
Fitness and Recreational Sports Centers	1,280
Electronics and Appliance Retailers	1,244
Other Financial Vehicles	1,239
Junior Colleges	1,226
Advertising Agencies	1,225
Telecommunications Resellers	1,191
Home Health Care Services	1,152
Lessors of Residential Buildings and Dwellings	1,147
Educational Support Services	1,110
Residential Property Managers	1,103
Couriers and Express Delivery Services	1,103
Religious Organizations	1,076
All Other Insurance Related Activities	1,020
Freight Transportation Arrangement	978
Other Individual and Family Services	895
Offices of All Other Miscellaneous Health Practitioners	839
Plumbing, Heating, and Air-Conditioning Contractors	835
Research and Development in the Physical, Engineering, and Life Sciences (except Nanotechnology and Biotechnology)	799
Human Resources Consulting Services	795
Securities and Commodity Exchanges	643
Direct Title Insurance Carriers	539
Other Direct Insurance (except Life, Health, and Medical) Carriers	533

Following Industries	Transitions
Pharmacy Benefit Management and Other Third Party Administration of Insurance and Pension Funds	315
Claims Adjusting	296
Reinsurance Carriers	141

What skills are they posting for?

Top 15 Skills for All Job Types by Quarter

Skills help us understand the direction an industry is headed.



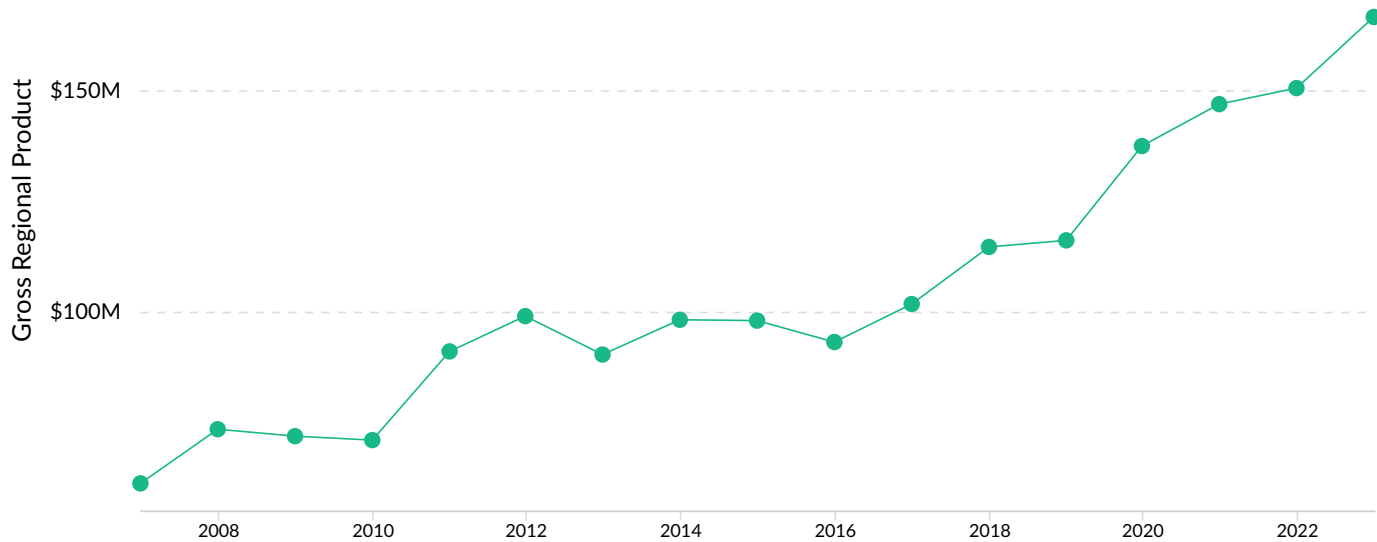
Gross Regional Product (GRP)

\$94.7M
Earnings (2023)

\$69.8M
Property Income
(2023)

\$2.1M
Taxes (2023)

\$166.5M
Total GRP (2023)



Industry Requirements

Purchases from	In-region Purchases	Imported Purchases	Total Purchases
Portfolio Management and Investment Advice	\$1,532,011	\$9,558,932	\$11,090,943
Insurance Agencies and Brokerages	\$7,973,188	\$20,089	\$7,993,277
Investment Banking and Securities Intermediation	\$762,675	\$4,623,083	\$5,385,758
Commercial Banking	\$5,275,845	\$184	\$5,276,029
Pharmacy Benefit Management and Other Third Party Administration of Insurance and Pension Funds	\$46,558	\$1,215,026	\$1,261,584